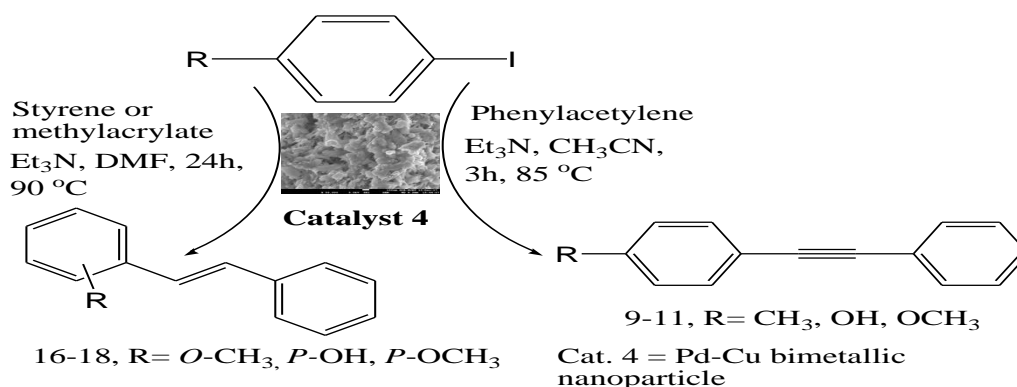


# Synthesis of Triazine-Based Dendrimer Assisted Pd-Cu Bimetallic Nanoparticles and Catalytic Activity for C-C Coupling Reactions

Md. Sayedul Islam<sup>\*</sup>, Md. Wahab Khan

Department of Chemistry, Faculty of Engineering, Bangladesh University of Engineering and Technology (BUET), Dhaka, Bangladesh

**Abstract** Triazine-based dendrimer assisted Pd-Cu bimetallic nanoparticles (NPs) were synthesized through the sequential loading method from the dendrimer which was prepared by the reaction of 2,4,6-triamino-1,3,5-triazine with benzoyl chloride in DMF at 80 °C at 8 hrs. The dendrimer was characterized by IR, NMR, and elemental analysis. SEM and EDX of Pd-Cu bimetallic NPs demonstrated nanosized spherical surface morphology as well as the existence of palladium ions, and copper ions in the nanoparticles whereas TGA and DSC confirmed good thermal stability of the nanoparticles, in addition, XRD data and the analysis of TEM revealed the average 18.50 nm nano shape FCC structure of the particles. These NPs were found to be the effective heterogeneous catalyst for the C-C cross-coupling reactions such as Heck, Sonogashira in excellent yields. The high stability, reusability, and heterogeneity of recovered catalyst was also observed by further analysis (SEM, EDX, XRD, TEM and leaching study).



**Keywords** Bimetallic nanoparticles (NPs), Triazine, Dendrimer, phenylacetylene, Heck and Sonogashira reaction

## 1. Introduction

Bimetallic nanoparticles, composed of two different metals, often display stepped forward catalytic performances and applications in numerous industrial processes, on the whole in fuel industries or environmental catalytic approaches, and more recently in C-C cross-coupling reactions [1]. Bimetallic catalysts constitute an interesting magnificence of catalysts due to the fact one metal can tune

and/or alter the catalytic properties of the alternative because of the electronic and structural interactions [2]. On the other hand, several metal-catalyzed cross-coupling reactions require the presence of another metal either as a co-catalyst or to help manipulate the general manner such as Sonogashira reaction among an aryl halide and terminal alkynes calls for an aggregate of Pd and Cu as the catalysts, in which Cu<sup>+</sup> plays a catalytic role in shifting the alkynyl groups to Pd [3]. The splendid redox properties of the Pd/Cu method are due to the electron donor and acceptor individual of Cu and Pd, respectively [4,5]. The prominent “Cu-effect” within the Pd-catalyzed cross-coupling reaction [6,7] has enhanced the improvement of several heterogeneous bimetallic NPs the use of commercially to be had insoluble polymeric help and has been used efficaciously in various cross-coupling reactions [8-14]. The main disadvantages of

<sup>\*</sup> Corresponding author:  
sayedulbuet98@gmail.com (Md. Sayedul Islam)  
Published online at <http://journal.sapub.org/nn>  
Copyright © 2019 The Author(s). Published by Scientific & Academic Publishing  
This work is licensed under the Creative Commons Attribution International License (CC BY). <http://creativecommons.org/licenses/by/4.0/>

the Sonogashira reaction has been idea-about to rise up from the high price of palladium catalyst and its low reusability, the residual contamination of a poisonous palladium species (the main downside in the synthesis of pharmaceuticals), and consequently the utilization of copper salt sensitive to oxygen that elicited a side reaction, i.e., oxidative homocoupling of the alkyne substrates (the so-referred to as Glaser-coupling reaction) [15-17]. In addition, many improved protocols for Suzuki–Miyaura [18-20] and Heck [21] couplings have been reported with the use of bimetallic Pd-Cu NPs. Our research has been centered at the event of an additional green, extra price, and additional simply formulated catalyst which can be active enough to perform the carbon-carbon coupling reaction under moderate conditions.

Furthermore, Bimetallic DENs used as catalysts have discovered numerous crucial applications, and research pursuits have already progressed far beyond the improvement of the synthetic method to synthesize the designed dendrimer templated nanoparticles [22]. Because of the synthesis of DENs with the dendrimer as the template has the following benefits: (1) the products have for the most component an undistinguishable composition and shape since the dendrimers template themselves and construct properly-defined nanoparticle replicas; (2) the probabilities for the nanoparticles to agglomerate during the catalytic reactions are declined substantially as they're stabilized and encapsulated within the dendrimers; (3) the impact of the catalytic active nanoparticles in the reactions may be aided considering the fact that the most portions at the surface of the nanoparticles are unpassivated. That is due to the fact the combination of nanoparticles in the dendrimers is specially induced by means of steric outcomes; (4) the branches of the dendrimer will play a characteristic of being a selective gate to control the entrance of the substrate to the catalytic nanoparticles inside the dendrimers; and (5) the periphery functional portions of the dendrimer can be tailored to adjust the miscibility of the DENs with the continuous phase and in addition to help in connecting to the surfaces and different polymers [23-37].

However, to the great of our knowledge, there's less report to be had inside the literature for the synthesis of bimetallic NPs impregnated on triazine-based dendrimer and the exploration of their heterogeneous catalytic interest in cross-coupling reactions. Here we record the synthesis and characterization of a new elegance of heterogeneous Pd/Cu bimetallic dendrimer assisted that have proven efficient catalytic activity for the Heck and the Sonogashira cross-coupling reaction without using CuI as co-catalyst under phosphine-ligand-free conditions with high recyclability.

## 2. Materials and Methods

### 2.1. Materials

All reactions involving air- and moisture-sensitive conditions were carried out in a dry nitrogen atmosphere. Unless otherwise noted, all reagents were reagent grade, and were used without purification. Dehydrated DMF, DMSO, CH<sub>3</sub>CN and THF were used as reaction solvent. These solvents were purchased from Aldrich and used as received. De-ionized water was used in the experiment where required. Analytical thin layer chromatography (TLC) was silica gel 60 F 254 coated on 25 TCC aluminum sheets (20 × 20 cm). Silica gel column chromatography separations were performed on silica gel 60 N (neutral, 40-100 μM). 2, 4, 6-triamino-1, 3, 5-triazine, benzoyl chloride and CuCl<sub>2</sub>.nH<sub>2</sub>O, H<sub>2</sub>N-NH<sub>2</sub>.H<sub>2</sub>O, PdCl<sub>2</sub> were purchased from Aldrich and were directly used without further purification. K<sub>2</sub>CO<sub>3</sub>, NaOH, Cs<sub>2</sub>CO<sub>3</sub>, KOH, Na<sub>2</sub>CO<sub>3</sub>, Et<sub>3</sub>N, K<sup>t</sup>OBu (Sigma-Aldrich), and MgSO<sub>4</sub> (Sigma-Aldrich) and also in the coupling reactions, styrene, methyl acrylate phenylacetylene were used (Sigma-Aldrich).

### 2.2. Instrumentations

Melting points were determined by open capillary tubes by a melting point apparatus (Model BUCHI, B-540). The IR spectra were taken on a Shimadzu FTIR 8400S Fourier Transform. Infrared Spectrophotometer (400-4000 cm<sup>-1</sup>) with KBr pellets. <sup>1</sup>H NMR and <sup>13</sup>C NMR spectra were recorded at 500 MHz and 100 MHz, respectively, on a JEOL, JNM-ECZ 500 MHz instrument and also <sup>1</sup>H NMR (400 MHz, Bruker) and <sup>13</sup>C NMR (100 MHz, Bruker). Chemical shifts were given relative to TMS. Mass spectra (MS) were measured by using AXIMA-CFR, Shimadzu/Kratos TOF Mass spectrometer. Elemental analyses were carried out with a Fisons EA 1108 CHNS-O apparatus. Analytical thin layer chromatography (TLC) was silica gel 60 F 254 coated on 25 TCC aluminum sheets (20 × 20 cm). Silica gel column chromatography separations were performed on silica gel 60 N (neutral, 40-100 μM). The thermal behavior of Pd/Cu NP was determined by a thermo gravimetric analyzer (NETZSCH STA 449F3) from 26°C to 600°C. TG and DSC data were obtained under a nitrogen atmosphere by using aluminum oxide crucible at a heating rate of 10 k/min and at a flow rate of 40 and 60 ml/min. SEM and EDX of Pd/Cu bimetallo-dendrimer NPs 4 were taken by the JEOL-JSM-7600F. Particle size and phase identification were performed with a PANANALYTICAL x-ray diffractometer. TEM analysis was performed by Philips CM12 transmission electron microscope (operating at 200 KeV). The leaching study was done by Perkin Elmer ELAN DRC E ICP/MS.

### 2.3. Synthesis

#### Synthesis of 2, 4, 6-Tris (di-benzamido)-1, 3, 5-Triazine 3

Benzoyl chloride **2** (1.45 g, 9.54 mmol) was in turn added to a solution of 2, 4, 6-triamino-1, 3, 5-Triazine **1** (0.2 g, 1.59 mmol) in DMF (10 ml). The solution was degassed and stirred for 8 hrs at 80 °C under a nitrogen atmosphere. The advancement of the reaction was checked by TLC. At the

start of the reaction, the reactant mixture was a clear solution and progressively it was transformed into white solid. When the reaction was completed, distilled water was added and the white solid product was separated, washed with sodium bicarbonate solution by using Buchner funnel in addition as finally refined by re-crystallization with ethyl alcohol and was obtained the preferred product 3.

White crystalline solid, m. p. 195-197 °C, odorless and 95% of yield. IR (KBr):  $\delta$  max 3052.19, 2976.31, 1712.20, 1615.69, 1415.69, 1360.20  $\text{cm}^{-1}$ .  $^1\text{H}$  NMR (500 MHz,  $\text{CDCl}_3$ ):  $\delta$  7.45 (t, 12H, Ar-H,  $J=7.5$  Hz), 7.62 (t, 6H, Ar-H,  $J=6.5$  Hz), 8.15 (d, 12H, Ar-H,  $J=7.0$  Hz).  $^{13}\text{C}$  NMR (100 MHz,  $\text{CDCl}_3$ ):  $\delta$  128.60, 129.46, 130.34, 133.94, 144.75 and 172.77 ppm. Anal. Calcd. (%) for  $\text{C}_{45}\text{N}_6\text{H}_{30}\text{O}_6$ : C, 71.99; H, 4.03; N, 11.19. Found: C, 71.90; H, 4.00; N, 11.10.

#### Synthesis of dendrimer templated Pd-Cu bimetallic nanoparticles 4

The effective development of a diversity of the synthetic techniques for the preparation of bimetallic dendrimer nanocatalysts is key advances in recent years. Among the various methods, mostly three routes of preparing the bimetallic dendrimer nanocatalysts are commonly used which includes co-complexing, partial displacement, and sequential reduction [38]. Here we followed the sequential reduction method to synthesize Cu/Pd nanoparticles. The dendrimer of 0.113 g 2, 4, 6-Tris (di-benzamido)-1, 3, 5-Triazine 3 (0.15 mmol), 0.00095 g  $\text{PdCl}_2 \cdot \text{NH}_2\text{-NH}_2 \cdot \text{H}_2\text{O}$  (1.5 mmol) was stirred in  $\text{CH}_3\text{CN}$  (10 mL) in a round bottom flask at 85°C for 1 h. Then 0.025 g  $\text{CuCl}_2 \cdot 2\text{H}_2\text{O}$  (Pd-Cu weight ratio of 1:26) and  $\text{NH}_2\text{-NH}_2 \cdot \text{H}_2\text{O}$  were added to the reaction mixture dropwise with a little more than the equivalent amount of copper salt. The NaOH solution (0.3 M) was slowly added to the reaction mixture to maintain pH 10 and the suspension was stirred vigorously for 2.5 hours using a magnetic stirring bar at 100°C. After settling the reaction mixture, the black residue was obtained. The residue was filtered after centrifugation (4000 r.p.m. for 10 min) of the reaction mixture, washed with double distilled water and acetone and dried overnight in an oven at 130°C.

#### Catalytic performance of Pd-Cu bimetallic nanoparticle 4 for Sonogashira Reaction

General method: A Round Bottom flask was charged with 1.0 mmol of aryl iodide, 1.2 mmol of phenylacetylene, 1.5 mol % of Pd-Cu bimetallic NP 4,  $\text{Et}_3\text{N}$  (2 mL) as a base and  $\text{CH}_3\text{CN}$  (5 mL) as a solvent under the nitrogen atmosphere. The mixture was then stirred at 85°C for 3 hours, and the reaction was checked by TLC. After the reaction was completed, the mixture was extracted with  $\text{CHCl}_3$  (15 mL). The organic layer dried with  $\text{MgSO}_4$  was separated, filtered and concentrated to supply crude product purified by silica gel column chromatography using ethyl acetate and hexane (6:1) to produce preferred pure products under reduced pressure.

#### Synthesis of 1-(2-p-tolylethynyl)benzene 9, [38]

Solid colorless product was obtained, yield: 91%, m.p. 71-73°C (lit. 71°C);  $^1\text{H}$  NMR (400 MHz):  $\delta$  2.32(s, 3 H); 7.21 (d, 2H,  $J=8.8$  Hz); 7.33 (t, 3H,  $J=5.6$  Hz); 7.34 (d, 2H,  $J=8.4$  Hz); 7.55 (d, 2H,  $J=8.0$  Hz).  $^{13}\text{C}$  NMR (100 MHz,  $\text{CDCl}_3$ ):  $\delta$  92.52, 93.14, 120.21, 122.24, 128.28, 128.49, 128.98, 132.04, 133.94, 139.14.

#### Synthesis of 4-(2-phenylethynyl)phenol 10, [38]

Solid product was obtained, yield: 95%, m.p. 124-126°C;  $^1\text{H}$  NMR ( $\text{CDCl}_3$ , 400 MHz):  $\delta$  5.07 (s, 1 H, OH); 6.74 (d, 2H,  $J=8.8$  Hz); 7.28-7.36 (m, 3 H); 7.44 (d,  $J=8.8$ , 2H); 7.54 (d,  $J=8.8$ , 2H).  $^{13}\text{C}$  NMR (100 MHz,  $\text{CDCl}_3$ ):  $\delta$  93.92, 114.14, 115.31, 123.98, 128.48, 129.04, 133.94, 134.44, 159.52.

#### Synthesis of 1-(2-(4-methoxyphenyl)ethynyl)benzene 11

Solid white product was obtained, yield: 97 %, m.p. 57-59°C (lit. 57°C);  $^1\text{H}$  NMR (400 MHz):  $\delta$  3.72 (s, 3H); 6.89 (d, 2H,  $J=8.8$  Hz); 7.34 (t,  $J=10.8$  Hz, 3H); 7.35 (d, 2 H,  $J=8.8$  Hz); 7.45 (d, 2H,  $J=8.0$  Hz),  $^{13}\text{C}$  NMR (100 MHz,  $\text{CDCl}_3$ ):  $\delta$  55.52, 93.24, 113.24, 115.21, 123.38, 128.49, 129.49, 132.04, 133.94, 160.98.

#### Catalytic performance of Pd-Cu bimetallic nanoparticle 4 for Heck Reaction

In an R.B flask under nitrogen atmosphere, a mixture of aryl iodide (1 mmol) with styrene or methylacrylate (1.2 mmol), Pd-Cu bimetallic nanoparticle 4 (1.5 mol %) and triethylamine (1.2 mL) was stirred in DMF (5 mL). The solution was heated for 24 hours at 90°C. The progress of the reaction was detected with the TLC chromatography (n-hexane/ethyl acetate 1:1). The reaction mixture was evaporated to dryness under reduced pressure after the desired transformation of the reaction was obtained and the residue was extracted with chloroform. The chloroform extract was washed with distilled water, dried over anhydrous  $\text{Na}_2\text{SO}_4$ , filtered, concentrated under reduced pressure and purified by silica gel column chromatography using ethyl acetate and hexane (3:1) to provide the desired products.

#### Synthesis of (E)-Methyl 3-o-tolylacrylate 16

White solid product, Yield: 96%, IR (KBr):  $\delta$  max 2950.32, 1722.32, 1639.35, 1267.27, 1220.20, 1172.21, 980.30, 764.27.  $^1\text{H}$  NMR (400 MHz,  $\text{CDCl}_3$ ):  $\delta$  2.48 (s, 3H); 3.84 (s, 3H); 6.46 (d, 1H,  $J=16.0$  Hz); 7.35-7.68 (m, 3H); 7.83-7.98 (m, 1H); 8.33 (d,  $J=8.0$  Hz, 1H).  $^{13}\text{C}$  NMR (100 MHz,  $\text{CDCl}_3$ ):  $\delta$  19.66, 51.56, 118.46, 126.17, 126.61, 130.11, 130.75, 133.56, 137.66, 142.46, 167.36.

#### Synthesis of trans stilbene 17, [39]

White solid product, Yield: 94%, Colourless Solid was found and melting point was 74-76°C, IR (KBr):  $\delta$  max 3027, 1600.35, 1496, 1452.24, 1319.36, 1267.27, 962.35, 909.25, 733.74.  $^1\text{H}$  NMR (400 MHz,  $\text{CDCl}_3$ ):  $\delta$  7.02 (s, 2 H), 7.35 (dd, 1 H,  $J=1.2$  Hz, 7.2 Hz), 7.43 (dd, 4 H,  $J=9.2$  Hz, 7.2 Hz), 7.63 (dd, 4H,  $J=1.2$  Hz, 8.8 Hz).  $^{13}\text{C}$  NMR (100 MHz,  $\text{CDCl}_3$ ):  $\delta$  126.56, 127.61, 128.11, 128.85, 137.46.

### Synthesis of (E)-methyl 3-(4-methoxyphenyl)acrylate 18

White solid product, yield: 97%, m. p. 135-137 °C, IR (KBr):  $\delta$  max 2960.74, 1601.35, 1511.24, 1319.35, 1251.27, 1179.75, 1031.15, 966.36, 812.25.  $^1\text{H}$  NMR (400 MHz,  $\text{CDCl}_3$ ),  $\delta$  3.88 (s, 3H); 6.37 (d, 2H,  $J=8.0$  Hz); 6.57 (d, 1H,  $J=16$  Hz); 6.86 (d, 1H,  $J=16$  Hz); 6.39-6.29 (m, 1H); 7.58 (t, 2H,  $J=7.2$  Hz); 7.94 (t, 4H,  $J=9.2$  Hz).  $^{13}\text{C}$  NMR (100 MHz,  $\text{CDCl}_3$ ):  $\delta$  55.31, 114.29, 126.32, 126.76, 127.26, 127.86, 128.33, 128.77, 130.22, 137.34, 159.40.

## 3. Results and Discussion

### 3.1. Synthesis and Characterization

Dendrimer **3** was directly synthesized by a reaction of 2, 4, 6-triamino-1, 3, 5-Triazine **1** (1.59 mmol) with benzoyl chloride **2** (9.54 mmol) in anhydrous DMF at 80°C for 8 h in a nitrogen atmosphere (Scheme 1). The movement of the reaction was detected by thin layer chromatography (TLC) and after complete transformation of the reaction, the dendrimerized product was found by purification of the solid reaction mixture with recrystallization. The product was analyzed by IR,  $^1\text{H}$  NMR,  $^{13}\text{C}$  NMR (S1-S3 in the supporting information).

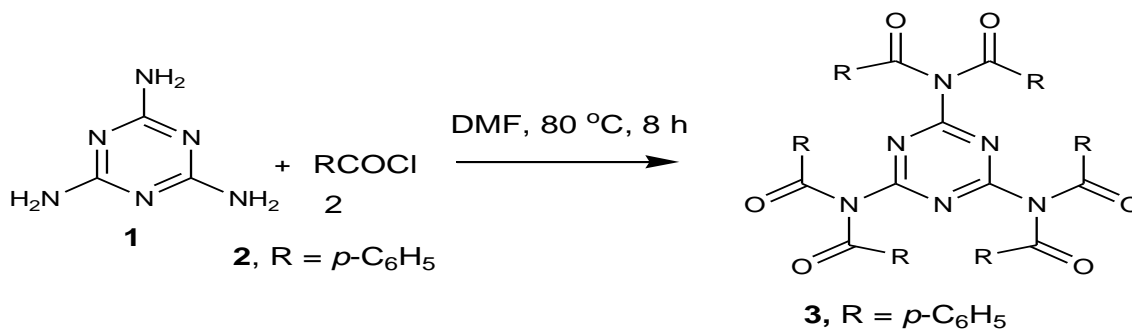
IR peaks revealed the existence of required compound **3** groups. The presence of peaks in the range of 3000-3100  $\text{cm}^{-1}$  and 1680-1760  $\text{cm}^{-1}$  suggested the C-H, C=O groups respectively, while the C=N group was directed by a strong absorption band at 1580-1620  $\text{cm}^{-1}$ . The peaks of 1300-1360  $\text{cm}^{-1}$  and 1250-1335  $\text{cm}^{-1}$  respectively confirmed the presence of groups of C=C and C-N. Here it is noteworthy that in the region around 3400-3250  $\text{cm}^{-1}$  there is no band for N-H specifying that 1° amino group of triaminotriazine was converted into 3° amido group. The selected dendrimer **3**

was identified in  $^1\text{H}$  NMR and  $^{13}\text{C}$  NMR spectra. There is no NH or  $\text{NH}_2$  group  $^1\text{H}$  NMR peak, which was further established the structure of compound **3**.

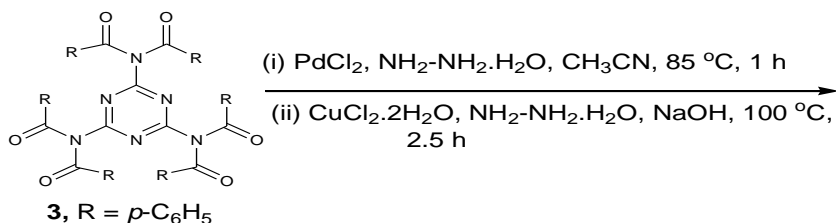
The triazine based dendrimer assisted Pd/Cu bimetallic nanoparticle **4** was synthesized by sequential loading method (Scheme 2) and also characterized by various physicochemical techniques including SEM, EDX, XRD, TGA and DSC analysis. The SEM images of the Pd/Cu bimetallic nanoparticle **4** displays the spherical size of the particle and also dendritic leaf shape (Fig. 1).

The existence of Palladium and Copper was identified from EDX analysis, and Copper was 64.78% of mass and Palladium was 2.54% of mass of synthesized NPs (Fig. 2). The EDX results also indicated that the sequential loading method is very effective for preparing the Pd/Cu bimetallic nanoparticle in which Pd/Cu ratio is almost same used Pd/Cu ratio. The particle structures of Pd/Cu bimetallic nanoparticle were further characterized by the XRD patterns (Fig. 3).


The three basic peaks at 2 theta<sup>(o)</sup> values of 43.20, 50.60, and 74.20 degrees corresponding to (111), (200), and (220) copper planes were found respectively, characterizing the formation of FCC copper nanoparticles and correlated with standard JCPDS powder diffraction card, Copper file no (04-0836) [40], while another three basic peaks at 2 theta<sup>(o)</sup> values of 40.10 and 46.10 were observed those characterized the formation of FCC Palladium nanoparticle and compared with standard powder diffraction card of JCPDS, Palladium file no (46-1043) [41], (Fig. 3). Consequently, these results were revealed in the Pd-Cu bimetallic nanoparticle **4** FCC structure. Pd-Cu bimetallic nanoparticle **4** XRD patterns indicate the average 18.50 nm particle size calculated by Debye-Scherrer formula.



Scheme 1. Synthesis of dendrimer **3**



Scheme 2. Synthesis of Pd-Cu bimetallic nanoparticle **4**



Pd/Cu bimetallic dendrimer NPs, **4**





Figure 1. SEM images of the nanoparticle 4



ZAF Method Standardless Quantitative Analysis  
 Fitting Coefficient : 0.0836

Element	(keV)	Mass%	Sigma	Atom%	Compound	Mass%	Cation	K
C K*	0.277	13.42	0.26	33.19				5.2668
N K*	0.392	0.26	0.11	0.56				0.2934
O K	0.525	18.99	0.34	35.26				22.0098
Cu L	0.930	64.78	0.66	30.28				70.0941
Pd L*	2.838	2.54	0.29	0.71				2.3359
Total		100.00		100.00				

Figure 2. EDX analysis of the nanoparticle 4

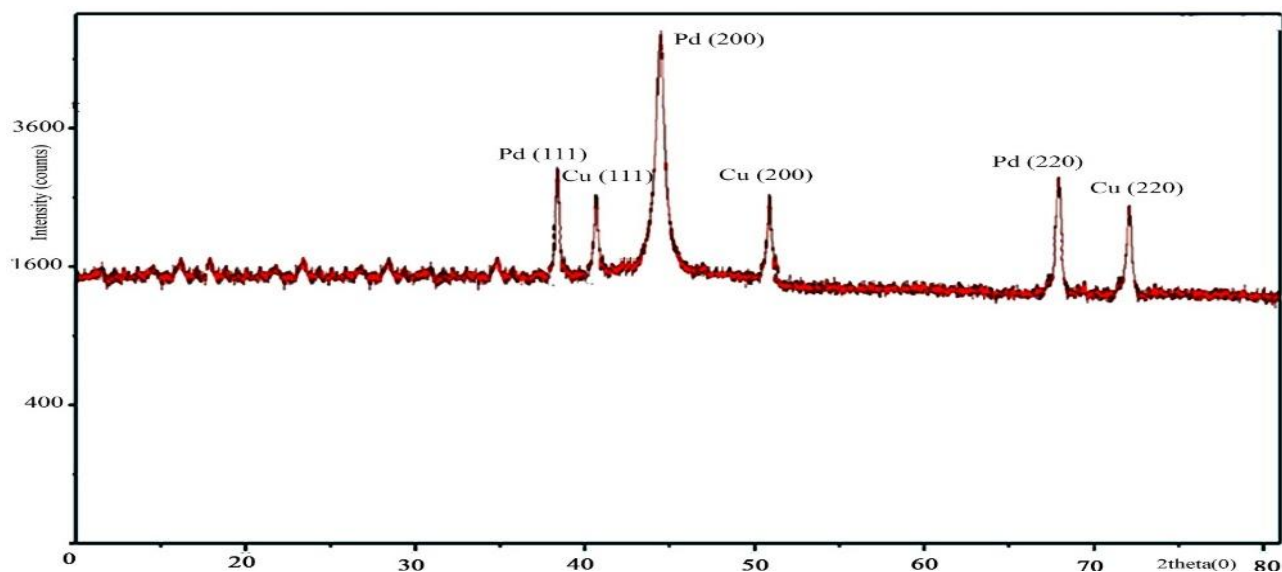


Figure 3. XRD of Pd-Cu bimetallic nanoparticle 4

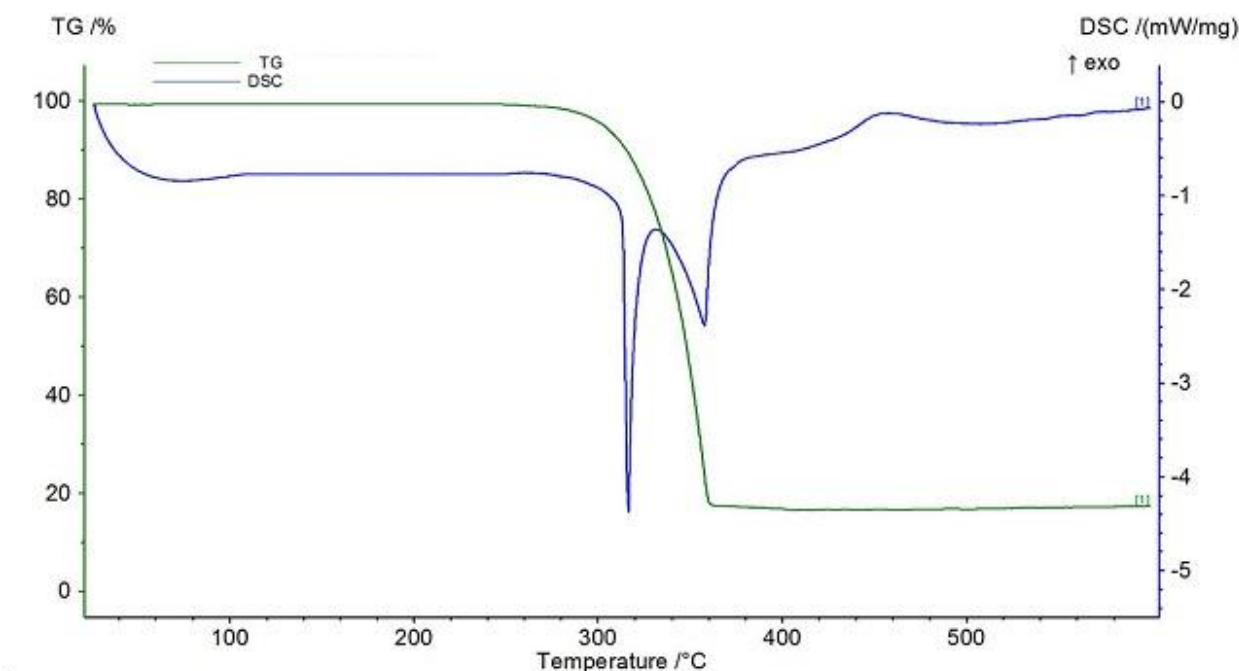


Figure 4. DSC& TGA of Pd-Cu bimetallic nanoparticle 4

TEM was used to determine the size distribution and percentage of the average size of the synthesized nanoparticles. The TEM images of pure and recovered bimetallic Pd-Cu NPs 4 have been shown in Figure 8 (a, b). The size distribution of the synthesized bimetallic Pd-Cu NPs 4 was found in the range 17–20 nm (Figure 8.a). The average particle size was observed at 18.50 nm from TEM analysis that supported the XRD results calculated by Debye-Scherrer formula.

Thermal constancy is a key factor in maintaining the activity of catalysts in elongated reaction time. For industrial applications that require high thermal action, thermally stable catalysts are solely important. TG and DSC techniques examined the thermal stability of the Pd-Cu bimetallic nanoparticle 4 at temperatures between 26°C and 600°C in the nitrogen atmosphere (Fig. 4). The content of a particular nanoparticle 4 component changes with its composition and structure and is determined in the thermogravimetric graph based on the weight loss of these components. The actual weight loss of compound 4 from 315°C to 360°C from the TG curve was recorded. The DSC values of the compound were almost similar to those of TG values. In the DSC curve of Pd / Cu bimetallic nanoparticle 4, the sharp endothermic curve above 315°C indicated the melting point. The final decomposition step had shown ash residue of the compound 17.50%.

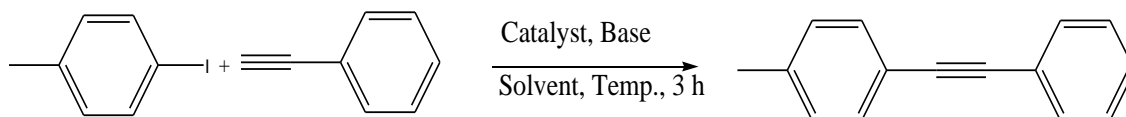
### 3.2. Catalytic Performance of Pd/Cu Bimetallic Nanoparticle 4 in Sonogashira and Heck Reaction

In the case of Pd-Cu bimetallic NPS, the synergistic effect between palladium and copper showed astonishing

efficiency for the various carbon-carbon cross-coupling reactions [42]. In the synergistic mechanism, the energy gap between HOMO and LUMO comes closer by two metal catalyst stimulating both nucleophile and electrophile simultaneously [43].

The catalytic activity of synthesized Pd-Cu bimetallic nanoparticle 4 catalyst was studied in Sonogashira alkynylation reaction of aryl halides with terminal alkynes.

A typical reaction between the reaction of 4-iodotoluene and phenylacetylene and the impact of various factors along with the solvent, reaction temperature and catalyst loading was studied due to the determination of optimized reaction conditions. This reaction gave very low yields with water as the solvent and distinctive bases together with  $\text{Na}_2\text{CO}_3$ ,  $\text{K}_2\text{CO}_3$ ,  $t\text{-BuOK}$ ,  $\text{Et}_3\text{N}$ , and  $\text{K}_3\text{PO}_4$  (Table 1, entries 1–5) in the presence of 0.5 mol % Pd-Cu bimetallic NP 4. The yields were advanced with the help of changing the solvent to DMF and using different bases (Table 1, entries 6–10) in the presence of a 1 mol % catalyst. Curiously, by increasing the temperature of the reaction to 85°C and catalyst to 1.5 mol %, the best results with a yield of 91% were obtained by using  $\text{Et}_3\text{N}$  as a base,  $\text{CH}_3\text{CN}$  as a solvent (Table 1, entry 11). However, with a view to confirming approximately catalyst loading, this reaction was performed in the presence of 2.0 mol % and 1.0 mol % of catalyst 4 and results showed the formation of preferred products in 92% and 80% yield respectively (Table 1, entries 12 and 13). For this reason, we selected 1.5 mol % of catalyst,  $\text{Et}_3\text{N}$  as base and  $\text{CH}_3\text{CN}$  as solvent at 85 °C at 3h for maximum efficiency and optimized reaction conditions (Table 1, Entry 11).



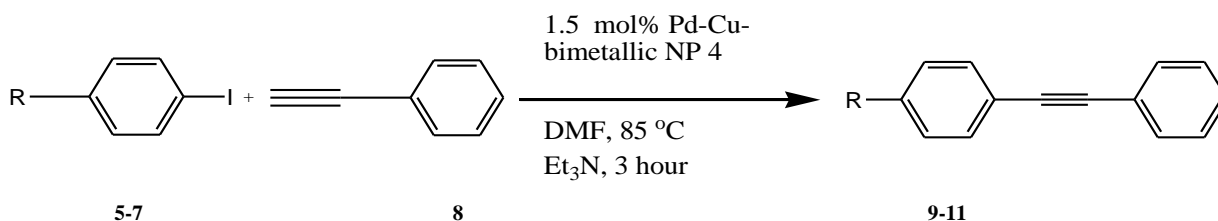
**Scheme 3.** Optimization of Pd-Cu bimetallic nanoparticle 4 catalyzed between 4-iodotoluene and phenylacetylene

**Table 1.** Optimization of reaction condition for the Sonogashira coupling of 4-iodotoluene and phenylacetylene catalyzed by Pd-Cu bimetallic nanoparticle 4

Entry	Cat (mol%)	Base	Solvent	Temp. (°C)	Yield (%)
1	0.5	K <sub>2</sub> CO <sub>3</sub>	H <sub>2</sub> O	60	10
2	0.5	K <sub>2</sub> CO <sub>3</sub>	H <sub>2</sub> O	60	8
3	0.5	<i>t</i> -BuOK	H <sub>2</sub> O	60	11
4	0.5	N(Et) <sub>3</sub>	H <sub>2</sub> O	60	10
5	0.5	K <sub>3</sub> PO <sub>4</sub> ·3H <sub>2</sub> O	H <sub>2</sub> O	60	8
7	1.0	K <sub>2</sub> CO <sub>3</sub>	DMF	60	20
8	1.0	<i>t</i> -BuOK	DMF	60	30
9	1.0	Et <sub>3</sub> N	DMF	60	40
10	1.0	K <sub>3</sub> PO <sub>4</sub> ·3H <sub>2</sub> O	DMF	60	36
11	1.5	Et <sub>3</sub> N	CH <sub>3</sub> CN	85	91
12	2.0	Et <sub>3</sub> N	CH <sub>3</sub> CN	85	92
13	1.0	Et <sub>3</sub> N	CH <sub>3</sub> CN	85	80

Reaction conditions: 4-iodotoluene (1mmol), phenylacetylene (1.2 mmol), catalyst (1.5 mol%), base (1.2 mmol), solvent (5 mL), 85 °C, 3h, under nitrogen atmosphere, Yield% was calculated based on aryl halide.

**Scheme 4.** Sonogashira coupling between different aryl halides and phenylacetylene catalyzed by Pd-Cu NPs 4.



**Scheme 4**

**Table 2.** Sonogashira coupling reaction of different aryl chlorides with phenylacetylene catalyzed by Pd-Cu bimetallic NP 4

Entry	R	Product	Yield%
1	4, CH <sub>3</sub>	8	91
2	5, OH	9	95
3	6, OCH <sub>3</sub>	10	97

Yield% was calculated based on aryl halide.

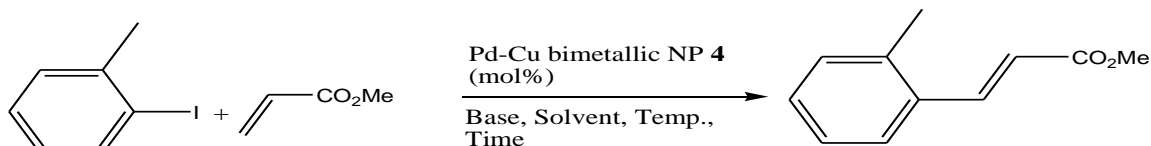
We tend to explore the overall activity of the catalytic system used to catalyze the reactions with three different types of aryl iodide and sundry terminal acetylene (Table 2) in addition to studies. The selectivity of the catalyst 4 was another vital advantage. NMR spectra showed excessive

purity of catalytic system products. It was not found the formation of Glaser-type alkyne homo-coupling products.

Likewise, due to optimization the Heck reaction conditions, a series of reactions under various combinations of bases, solvents, and temperatures, using Pd-Cu bimetallic NP 4 as catalyst.

The coupling product was not produced when the coupling reaction was occurred using 1.5 mol% Pd-Cu bimetallic NP 4 as a catalyst, methyl acrylate (1.2 mmol) and *o*-iodo toluene (1 mmol) in CH<sub>3</sub>CN, DMF or DMSO (5 mL) and at temperature (room temperature to 40°C) in the presence of NaOH, Na<sub>2</sub>CO<sub>3</sub> or KOH, K<sub>2</sub>CO<sub>3</sub> (1.2 equivalent) at 24 h (Scheme 5, Table 3, entries 1-5). Fascinatingly, in the presence of Et<sub>3</sub>N and DMF at 60°C at 20 h, the reaction showed the progress of 50 % yield with 2.0 mol % of catalyst 4. (Table 3, entry 6). Furthermore, the use of other bases containing K<sub>2</sub>CO<sub>3</sub>, KO<sup>t</sup>Bu and in the presence of the solvents,

methanol, toluene or DMF at 90°C, the coupling products were found above 60% yield (Table 3, entries 7-9). The best result was observed whilst 1.5 mol% of the catalytic system 4 and Et<sub>3</sub>N, as a base, and solvent DMF was used under the nitrogen atmosphere at 90°C at 24 h for Heck coupling reaction (Table 3, entry 10). A wide variety of olefins and different aryl iodides were selected for cross-coupling to produce the corresponding 1, 2-disubstituted olefins under these optimized Heck reaction conditions. (Table 4, entries 1-3)



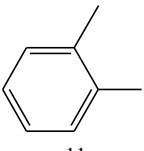
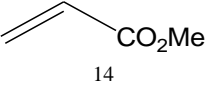
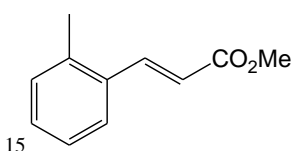
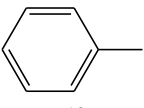
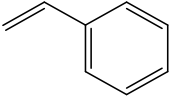
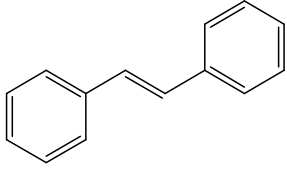
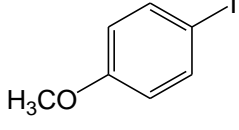
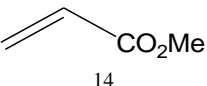
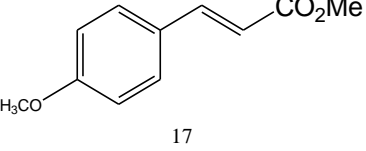
**Scheme 5.** Optimization of the Pd-Cu bimetallic NP 4 catalyzed Heck reaction between *o*-iodo toluene and methyl acrylate

**Table 3.** Optimization of the Pd-Cu bimetallic NP 4 catalyzed Heck reaction between *o*-iodo toluene and methyl acrylate

Entry	Time (h)	Base	Temp (°C)	Solvent	Catalyst, 3 (mol%)	Yield (%)
1	24	NaOH	RT	CH <sub>3</sub> CN	1.5	-
2	24	Na <sub>2</sub> CO <sub>3</sub>	RT	DMSO	1.5	-
3	24	KOH	RT	DMF	1.5	-
4	24	KOH	40	CH <sub>3</sub> CN	1.5	-
5	24	K <sub>2</sub> CO <sub>3</sub>	40	DMSO	1.5	-
6	20	Et <sub>3</sub> N	60	DMF	2.0	50
7	24	K <sub>2</sub> CO <sub>3</sub>	90	CH <sub>3</sub> OH	1.5	60
8	26	KO <sup>t</sup> Bu	90	CH <sub>3</sub> C <sub>6</sub> H <sub>5</sub>	1.5	70
9	24	K <sub>2</sub> CO <sub>3</sub>	90	DMF	1.5	75
10	24	Et <sub>3</sub> N	90	DMF	1.5	90

Reaction conditions: *o*-iodo toluene (1 mmol) and methyl acrylate (1.2 mmol), base (1.2 mmol), 24 hours, Temp. 90 °C, Yields% was calculated on the basis of *o*-iodo toluene.

**Table 4.** Heck coupling reaction of different aryl chlorides with different olefins catalyzed by Pd-Cu bimetallic NP 4

Entry	Aryl halides	Olefins	products	Yield%
1	 11	 14	 15	96
2	 12	 15	 16	94
3	 13	 14	 17	97



Yield% was calculated based on aryl iodides.

The Sonoghasira and Heck products were analyzed by IR,  $^1\text{H}$ NMR,  $^{13}\text{C}$ NMR as well as also all data were compared with authentic literature values [38, 39], (Figures S4-S17 in the supporting information).


### 3.3. Reusability and Stability of Recovered Pd-Cu Bimetallic NPs 4

The recyclability of Pd-Cu bimetallic NPs 4 to the coupling reaction between 4-iodotoluene and phenylacetylene was also studied (Table 5). After the reaction, black Pd-Cu bimetallic NP 4 was simply recovered from the reaction mixture after each catalytic run by centrifugation, filtration, thoroughly washed with water followed by acetone, and then dried under vacuum.

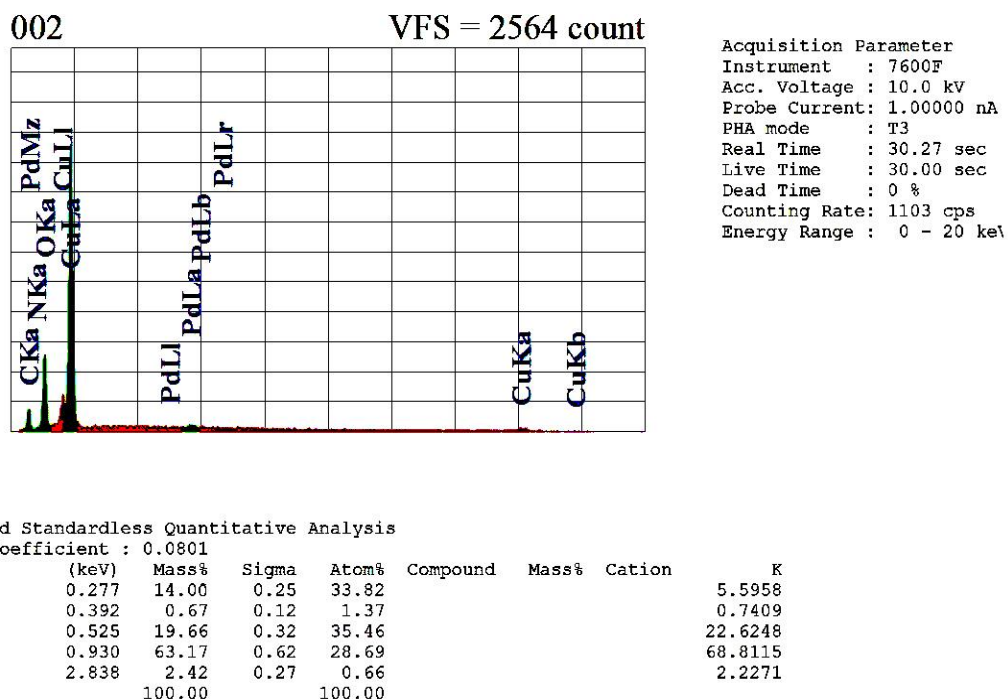
**Table 5.** Recyclability of Pd-Cu bimetallic NPs 4 of the coupling reaction between 4-iodotoluene and phenylacetylene

Entry	Run	Time (h)	Yield %
1	Fresh	3	98
2	1	3	96
3	2	3	94
4	3	3	90
5	4	3	88

The stability of structure and shape of the recovered Pd-Cu bimetallic NP 4 after five catalytic run was examined by SEM, EDX XRD and TEM analysis. Catalyst SEM images showed retained surface morphology (Fig. 5) as well as Pd (2.42%) and Cu (63.17%) from EDX analysis (Fig. 6) were found.



**Figure 5.** SEM image of the recovered NP 4



**Figure 6.** EDX analysis of the recovered NP 4

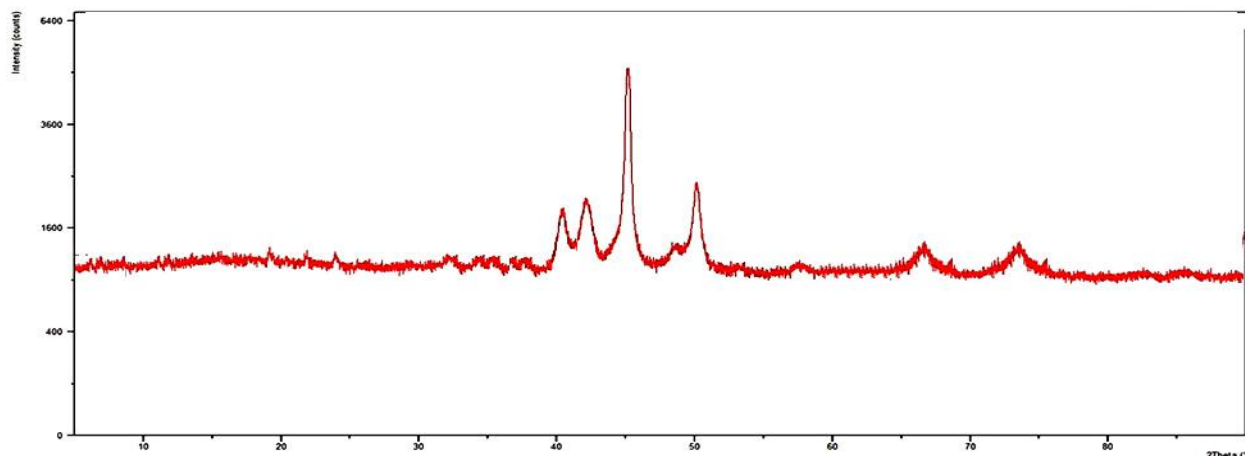


Figure 7. XRD analysis of the recovered NP 4

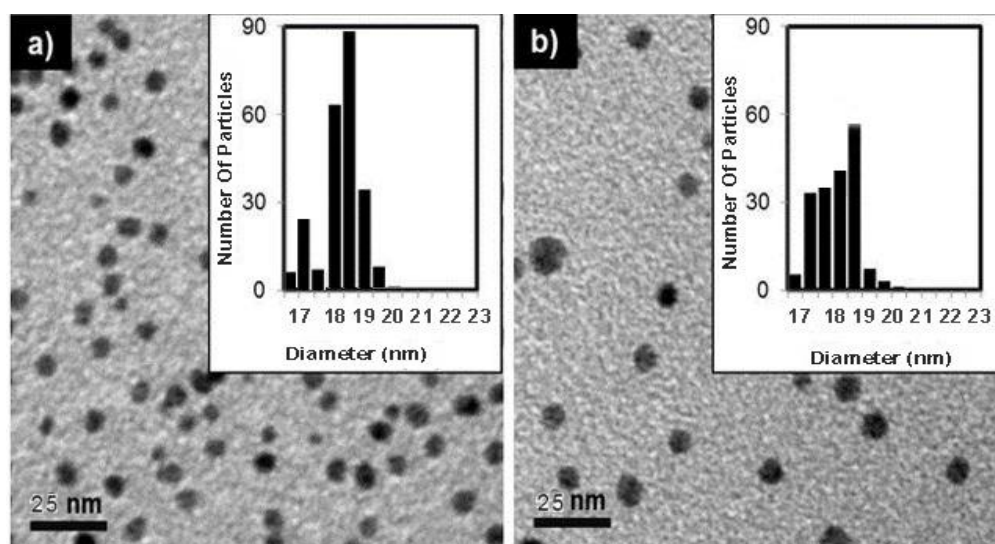


Figure 8. TEM analysis of the pure Pd-Cu bimetallic NPs 4 (Fig. 8a) and recovered NP 4 (Fig. 8b)

The peaks at  $2\theta$  values of 42.50, and 50.00 degrees corresponding to (111), and (200) planes of copper as well as  $2\theta$  values of 40.40, and 45.00 degrees corresponding to (111), (200) planes of Palladium were observed respectively and those confirmed that the FCC structure of the recovered nanoparticles 4 (Fig 7) and the TEM analysis results indicated the average particle size of the recovered catalyst 4 (Fig 8.b).

In addition, the catalyst's leaching study was performed due to checking heterogeneity. The reaction mixture was analyzed by ICP-MS after isolation of the catalyst and only 0.14 ppm of copper was observed in the reaction mixture. All the results of analysis proved the high stability and reusability of the catalyst 4.

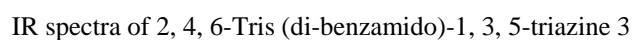
## 4. Conclusions

In summary, we have synthesized triazine-based dendrimer assisted heterogeneous Palladium-Copper bimetallic nanoparticles by sequential loading method. Because of its low rate, however, most effective palladium

with bimetallic nanocatalyst and fantastically valuable, recoverable, reusable, a small amount of palladium salt was used as copper salt. All analytical consequences (SEM, EDX, XRD, TG&DSC, TEM and leaching study) verify their heterogeneous catalytic activity in the carbon-carbon cross-coupling reaction such as Heck, Sonogashira and the synthetic route used to be also discovered to be phosphine ligand-free. Further applications of this heterogeneous catalytic activity in a number of C–C coupling reactions such as Stille, Suzuki coupling are being investigated.

## ACKNOWLEDGMENTS

We thank the Ministry of Science and Technology, Dhaka, Bangladesh (National Science & Technology Fellowship Program 2018-2019, Ph.D. Fellowship, No- 39.00.0000.012. 002.03.18. 25, Code No-1260101-120005100-3821117) and the University of Engineering and Technology of Bangladesh (BUET), Dhaka, Bangladesh for providing financial support for our research work.



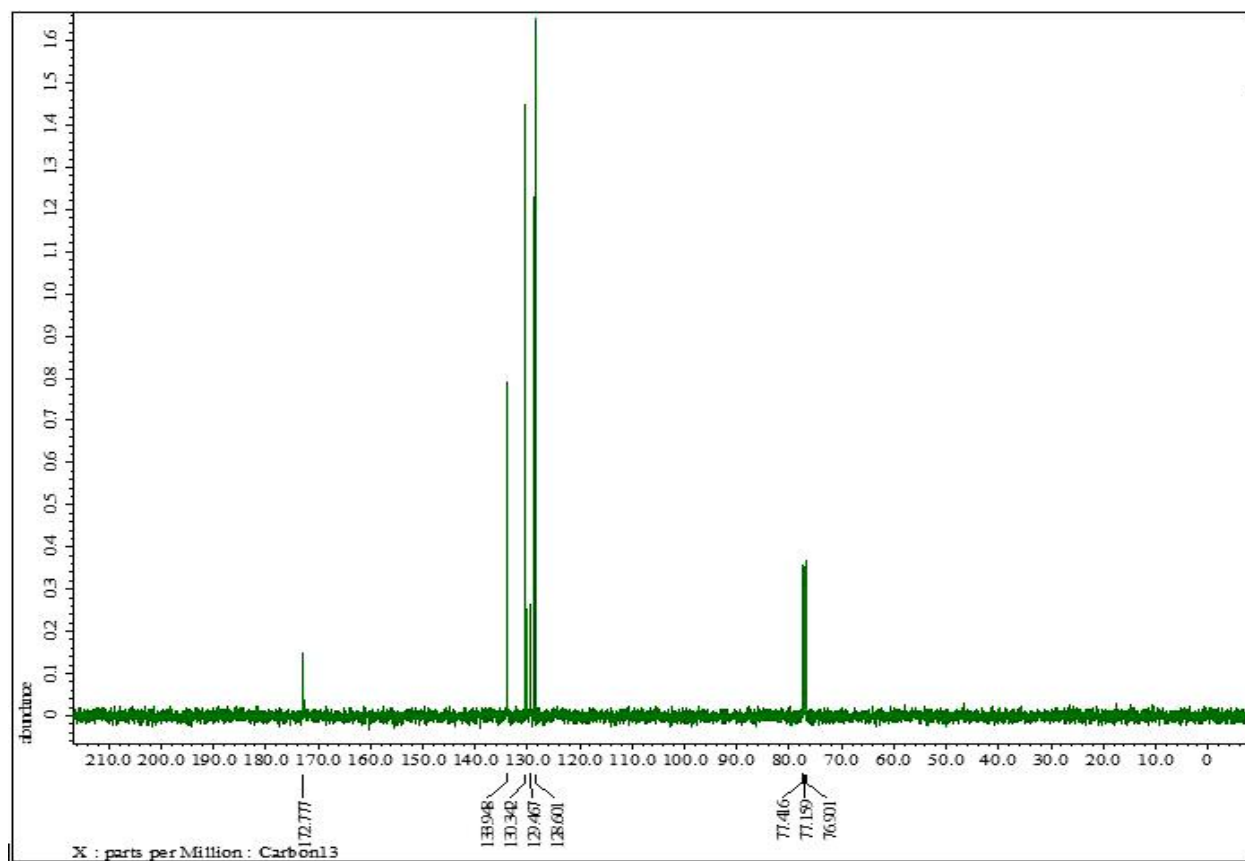
<sup>13</sup>C NMR of 2, 4, 6-Tris (di-benzamido)-1, 3, 5-triazine 3

Figure S3

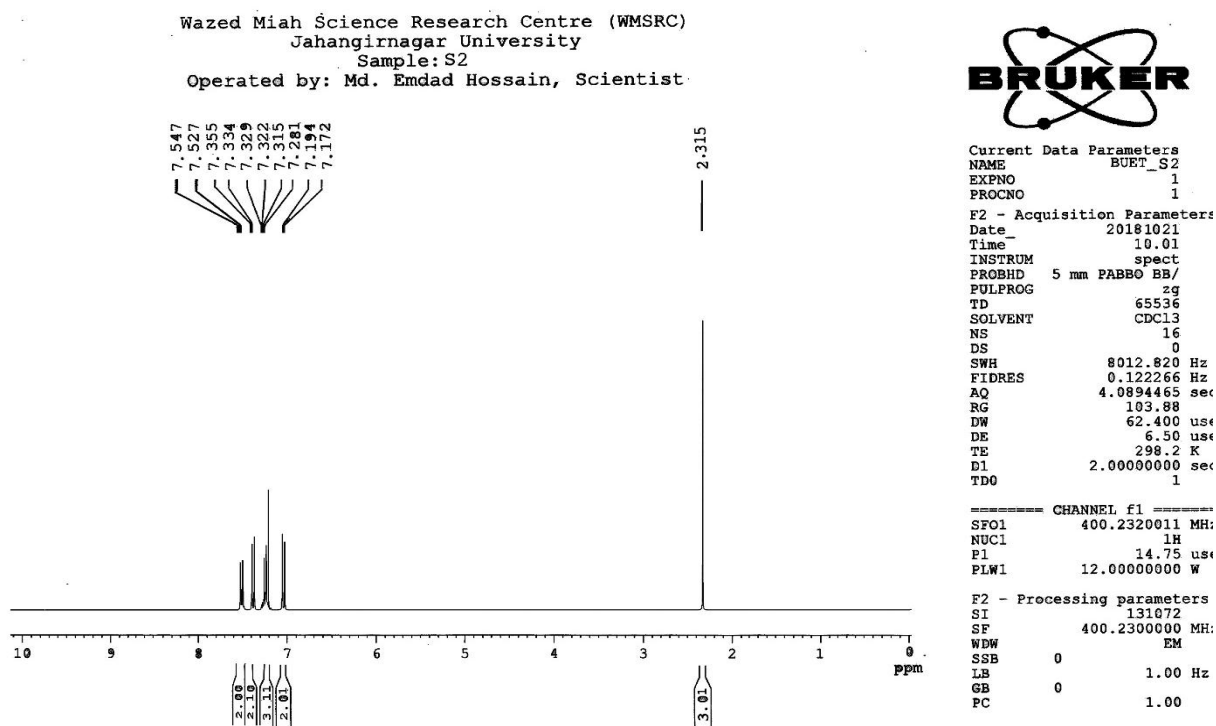
<sup>1</sup>H NMR of 1-(2-p-tolylethynyl)benzene 9

Figure S4

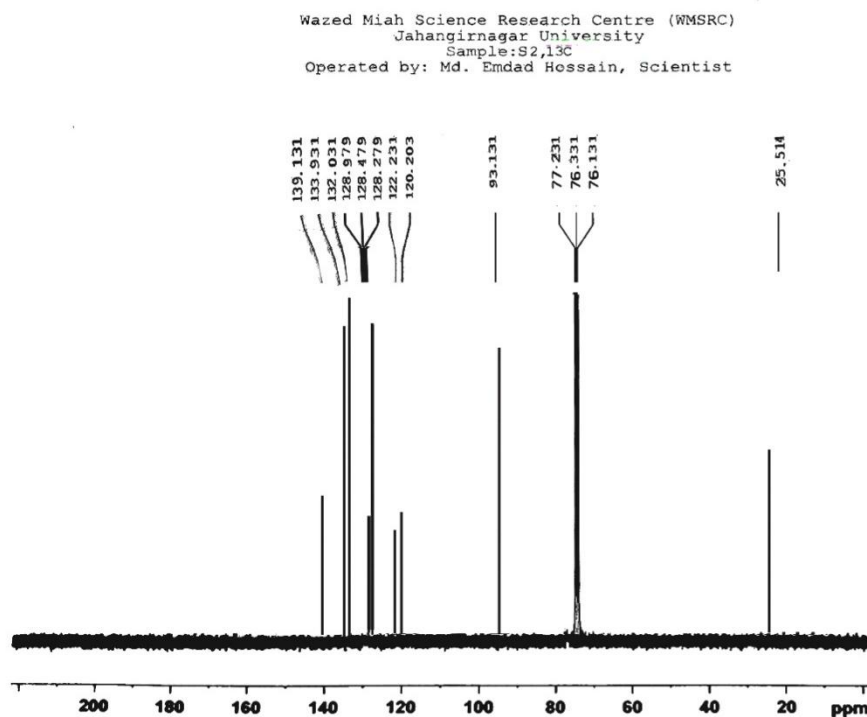
<sup>13</sup>C NMR of 1-(2-p-tolyethynyl)benzene **9**

Figure S5

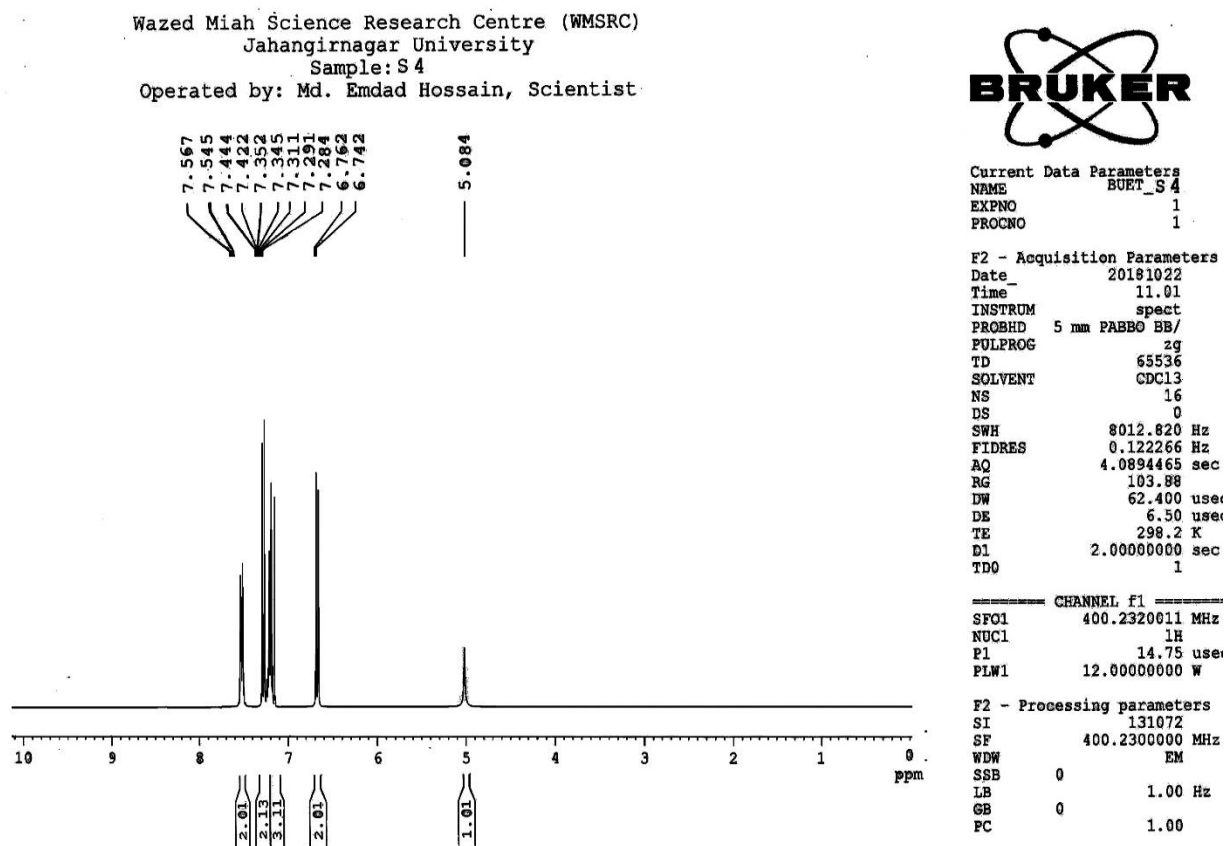
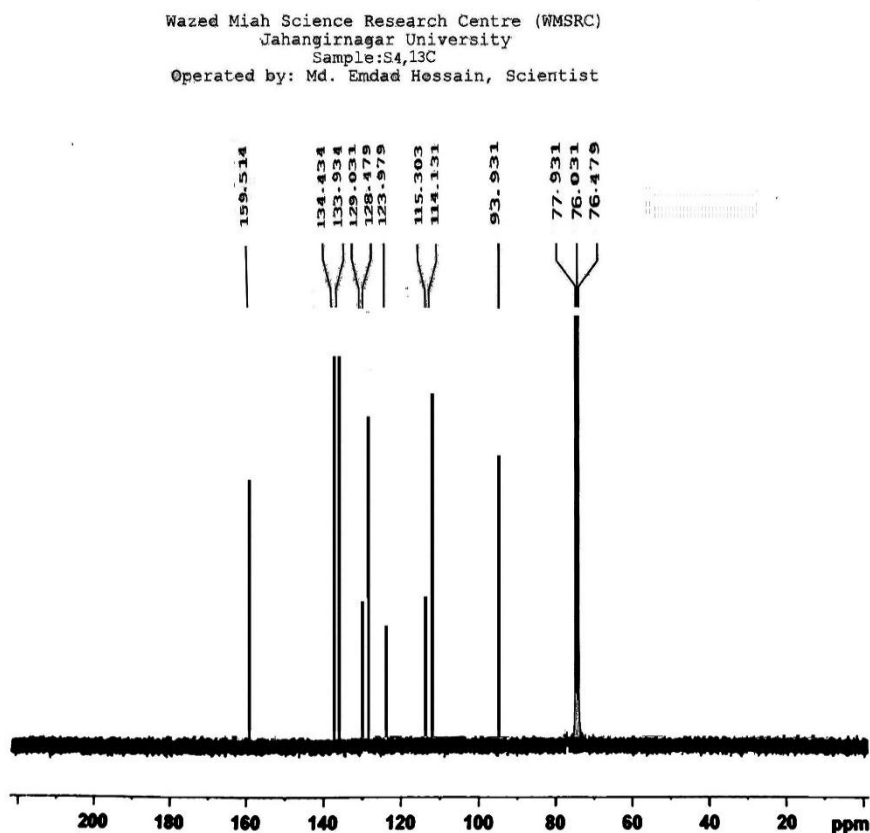
<sup>1</sup>H NMR of 4-(2-phenylethynyl)phenol **10**

Figure S6

<sup>13</sup>C NMR of 4-(2-phenylethynyl)phenol **10**

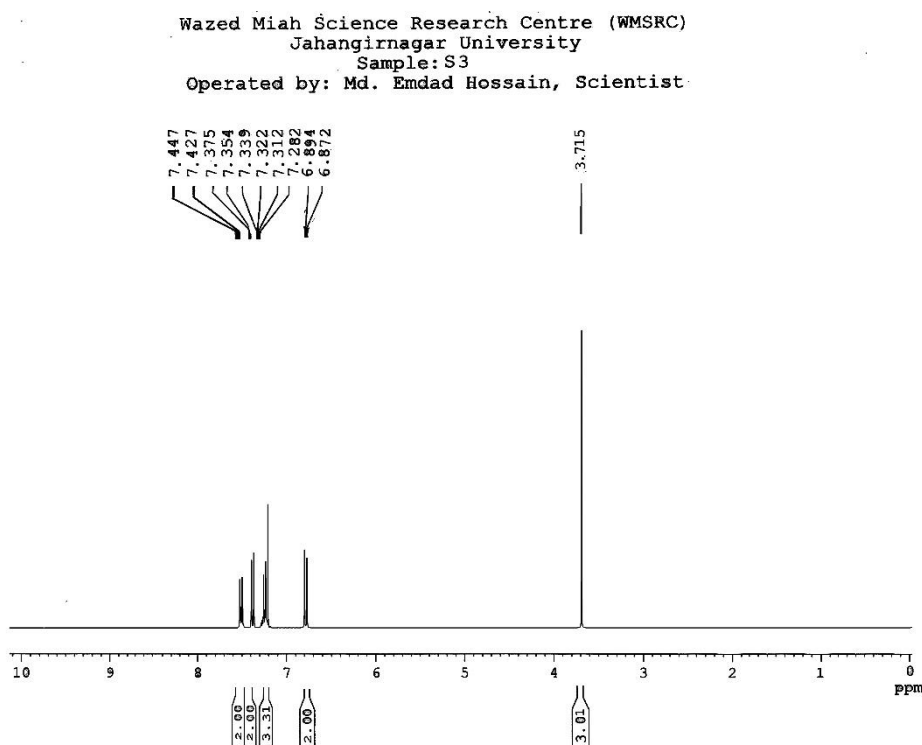
Current Data Parameters  
NAME BUET\_S4  
EXPNO 1  
PROCNO 1

F2 - Acquisition Parameters  
Date\_ 20181024  
Time\_ 11.41  
INSTRUM spect  
PROBHD 5 mm PABBO BB/  
PULPROG zg  
TD 65536  
SOLVENT CDCl3  
NS 8  
DS 0  
SWH 8012.820 Hz  
FIDRES 0.122266 Hz  
AQ 4.0894465 sec  
RG 6.55  
DW 62.400 usec  
DE 6.50 usec  
TE 298.0 K  
D1 2.00000000 sec  
TDQ 1

===== CHANNEL f1 =====  
SF01 400.2320011 MHz  
NUC1 13C  
P1 11.20 usec  
PLW1 12.00000000 W

F2 - Processing parameters  
SI 131072  
SF 400.2300000 MHz  
WDW EM  
SSB 0  
LB 1.00 Hz  
GB 0  
PC 1.00

Figure S7

<sup>1</sup>H nmr of 1-(2-(4-methoxyphenyl)ethynyl)benzene **11**

Current Data Parameters  
NAME BUET\_S3  
EXPNO 1  
PROCNO 1

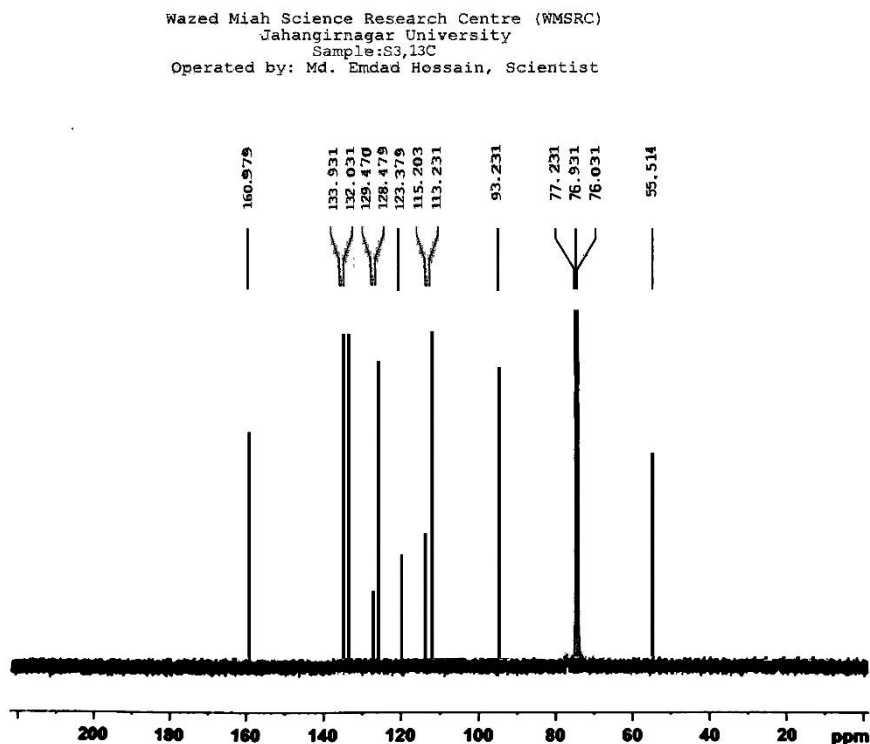
F2 - Acquisition Parameters  
Date\_ 20181022  
Time\_ 12.01  
INSTRUM spect  
PROBHD 5 mm PABBO BB/  
PULPROG zg  
TD 65536  
SOLVENT CDCl3  
NS 16  
DS 0  
SWH 8012.820 Hz  
FIDRES 0.122266 Hz  
AQ 4.0894465 sec  
RG 103.88  
DW 62.400 usec  
DE 6.50 usec  
TE 298.2 K  
D1 2.00000000 sec  
TDQ 1

===== CHANNEL f1 =====  
SF01 400.2320011 MHz  
NUC1 1H  
P1 14.75 usec  
PLW1 12.00000000 W

F2 - Processing parameters  
SI 131072  
SF 400.2300000 MHz  
WDW EM  
SSB 0  
LB 1.00 Hz  
GB 0  
PC 1.00

Figure S8



<sup>13</sup>C nmr of 1-(2-(4-methoxyphenyl)ethynyl)benzene **11**

Current Data Parameters  
NAME BUET\_S3  
EXPNO 1  
PROCNO 1

F2 - Acquisition Parameters  
Date 20181023  
Time 11.41  
INSTRUM spect  
PROBHD 5 mm PABBO BB/  
PULPROG zg  
TD 65536  
SOLVENT CDCl3  
NS 8  
DS 0  
SWH 8012.820 Hz  
FIDRES 0.122266 Hz  
AQ 4.0894465 sec  
RG 6.55  
DW 62.400 usec  
DE 6.50 usec  
TE 298.0 K  
D1 2.00000000 sec  
TDQ 1

===== CHANNEL f1 =====  
SF01 400.2320011 MHz  
NUC1 <sup>13</sup>C  
P1 11.20 usec  
PLW1 12.00000000 W

F2 - Processing parameters  
SI 131072  
SF 400.2300000 MHz  
WDW EM  
SSB 0  
LB 1.00 Hz  
GB 0  
PC 1.00

Figure S9

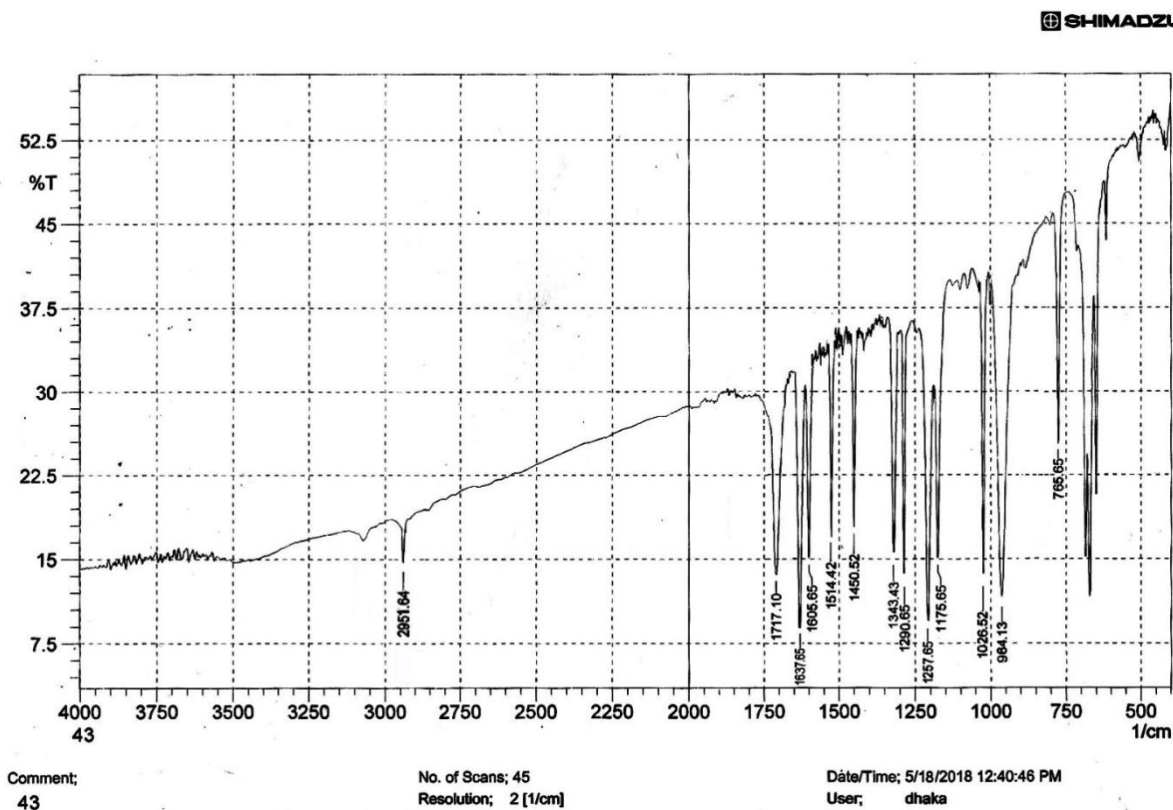
IR of (E)-methyl 3-o-tolylacrylate **16**

Figure S10

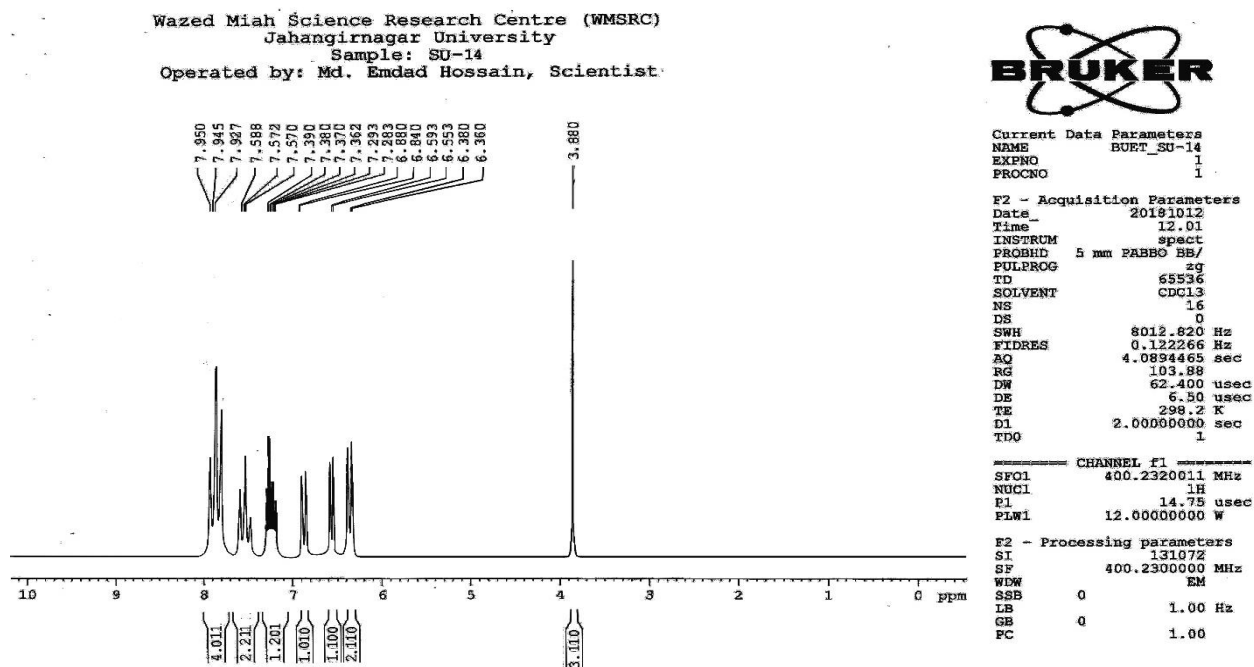
<sup>1</sup>H nmr of (E)-methyl 3-o-tolylacrylate **16**

Figure S11

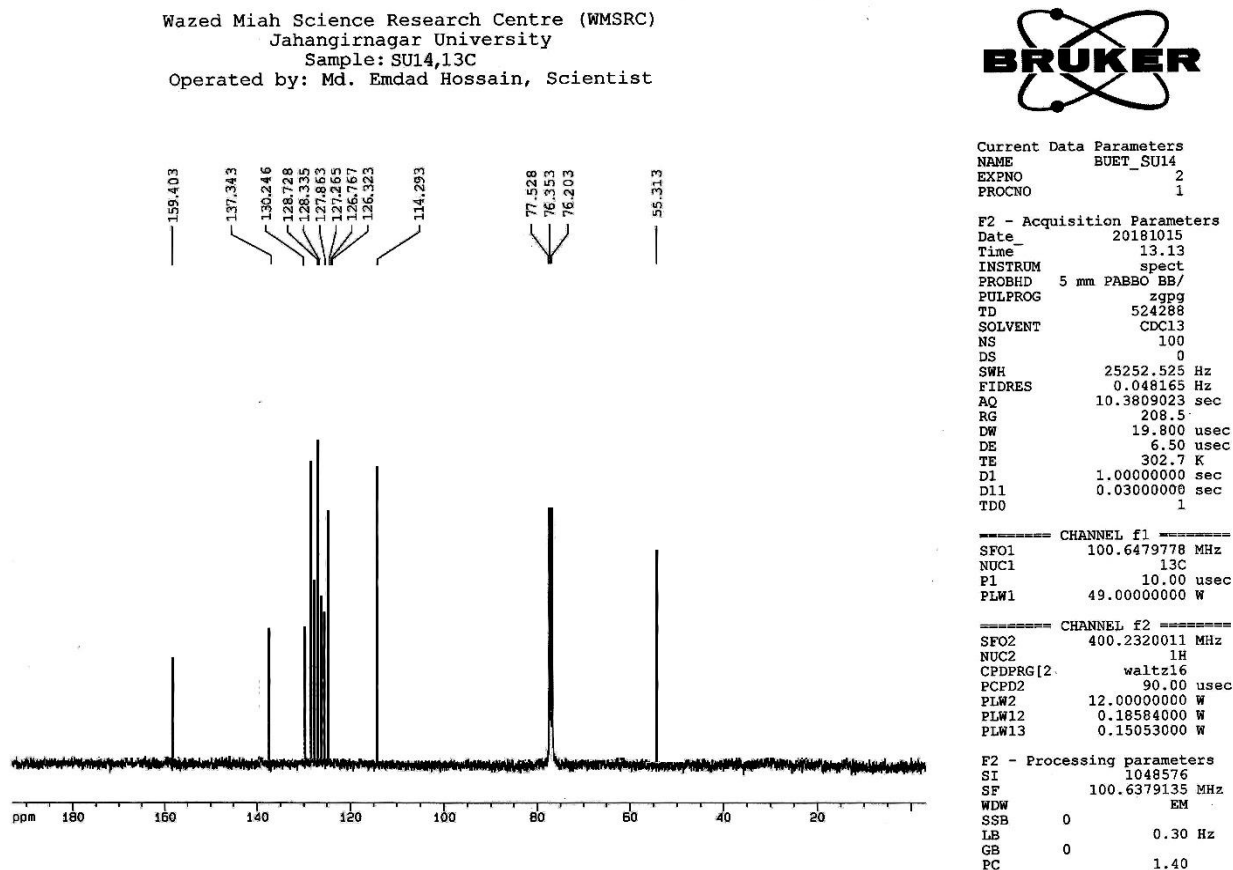
<sup>13</sup>C nmr of (E)-methyl 3-o-tolylacrylate **16**

Figure S12



## IR of Transstillbene 17

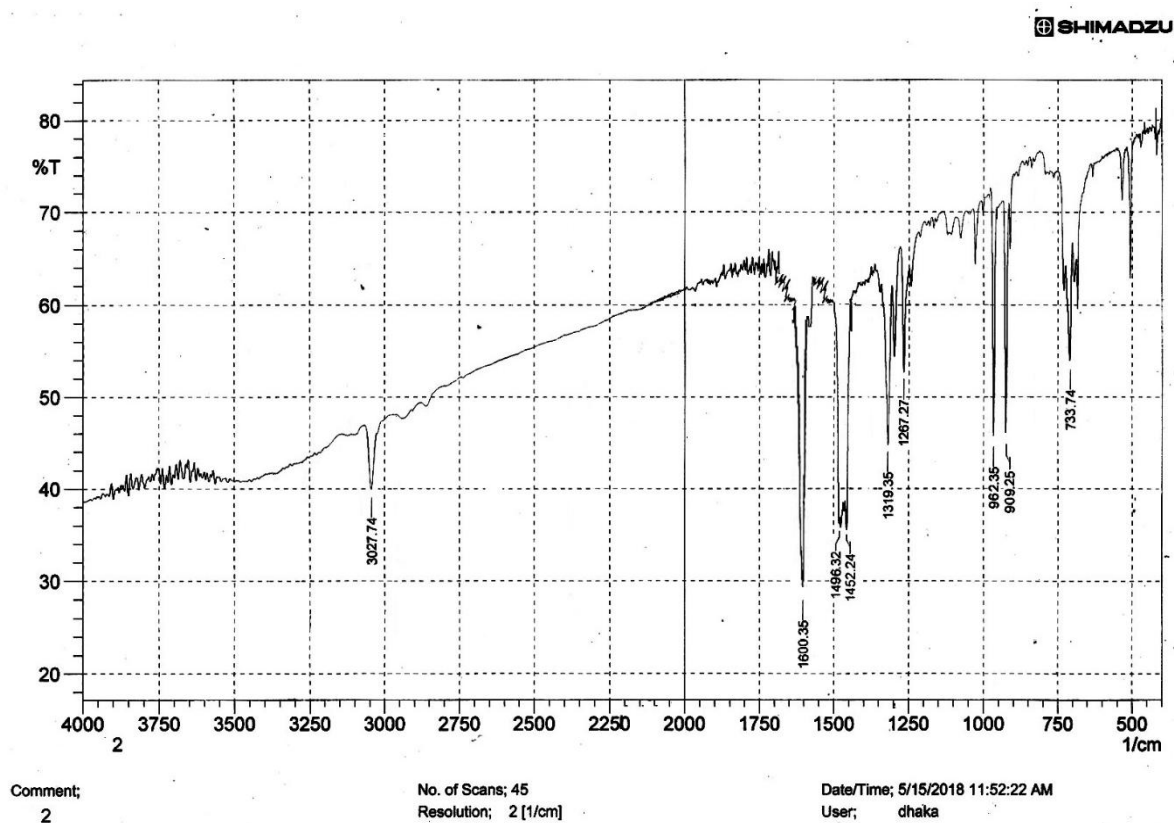


Figure S13

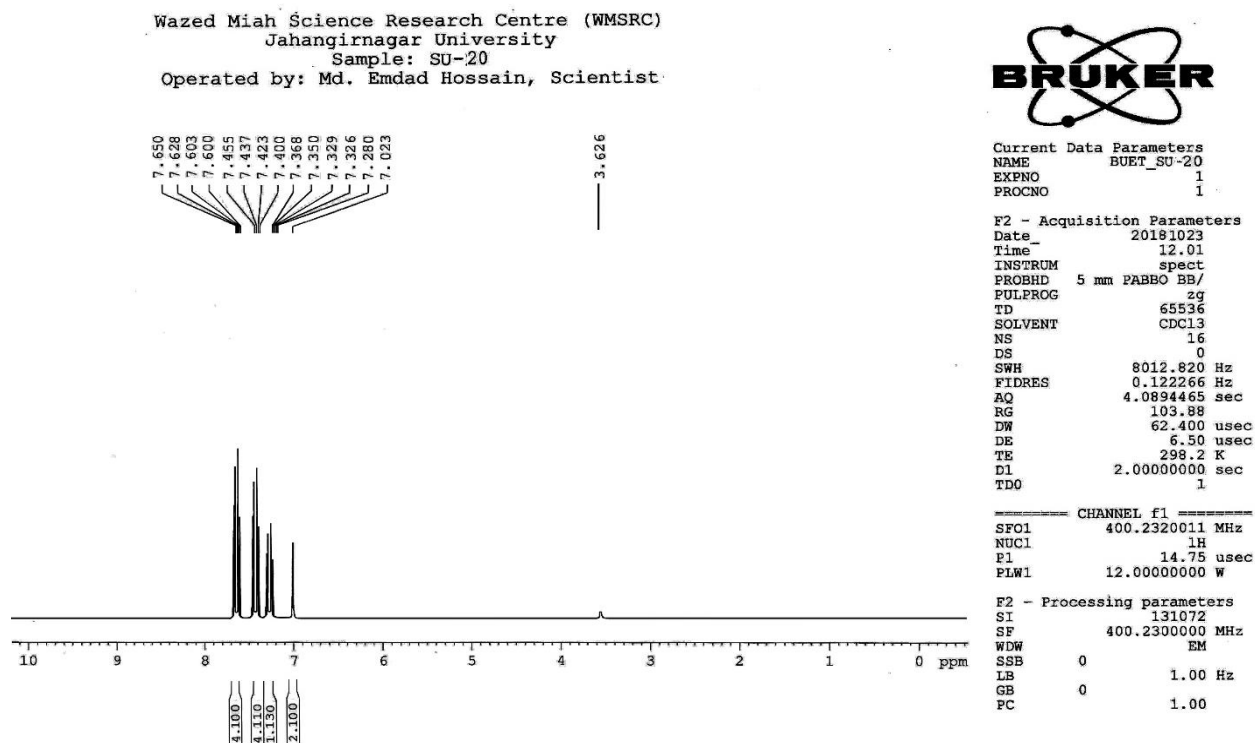
 $^1\text{H}$  nmr of trans stilbene 17

Figure S14

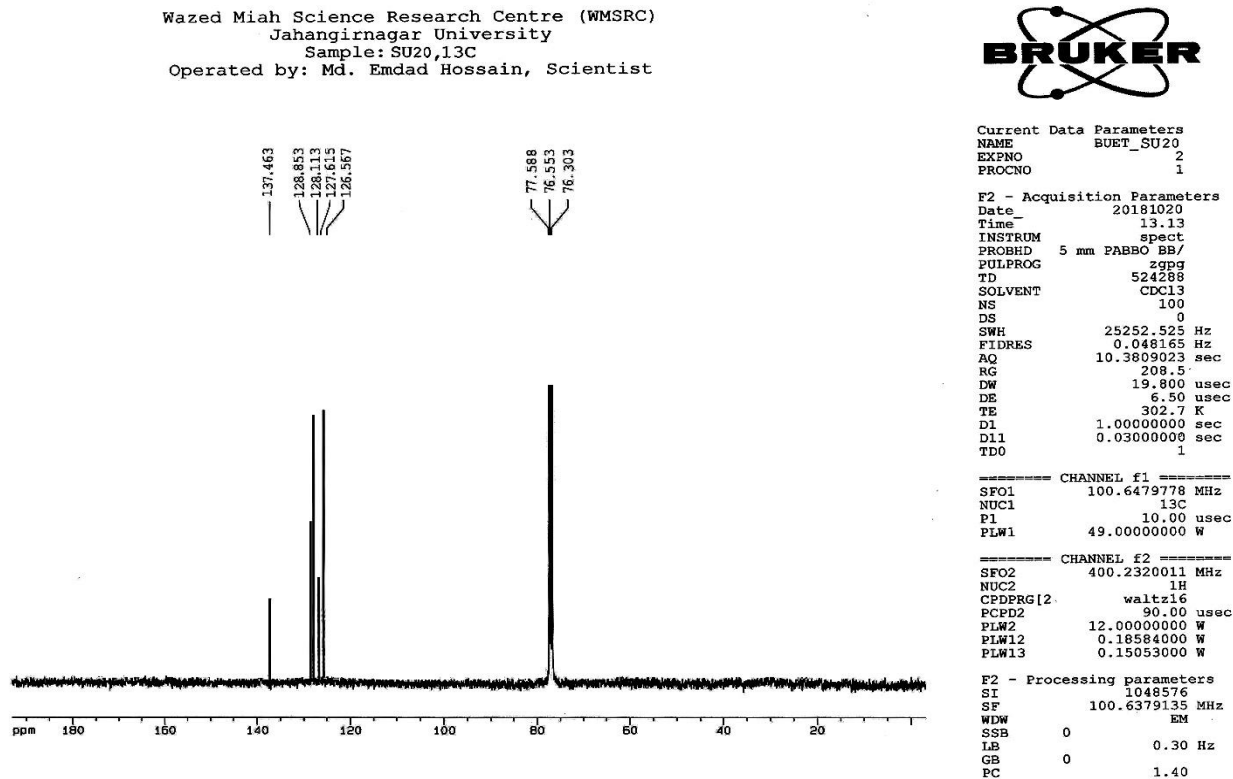
<sup>13</sup>C nmr of trans stilbene **17**

Figure S15

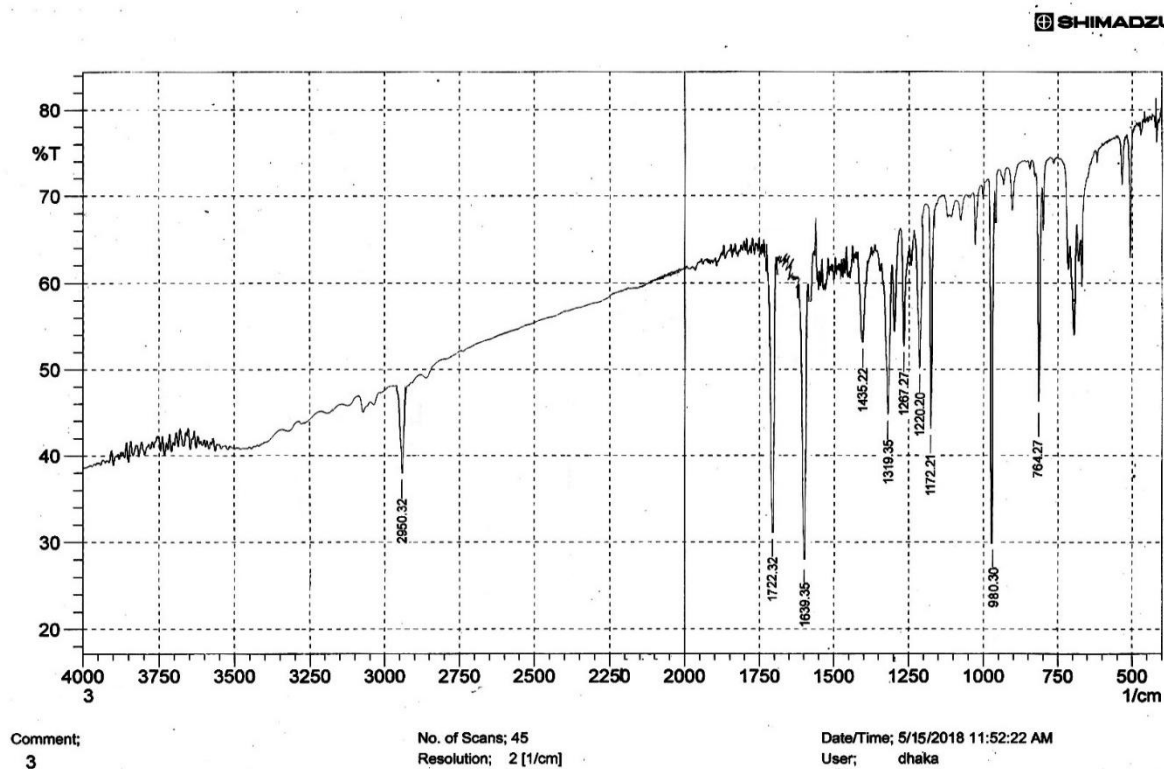
IR of (E)-methyl 3-(4-methoxyphenyl)acrylate **18**

Figure S16

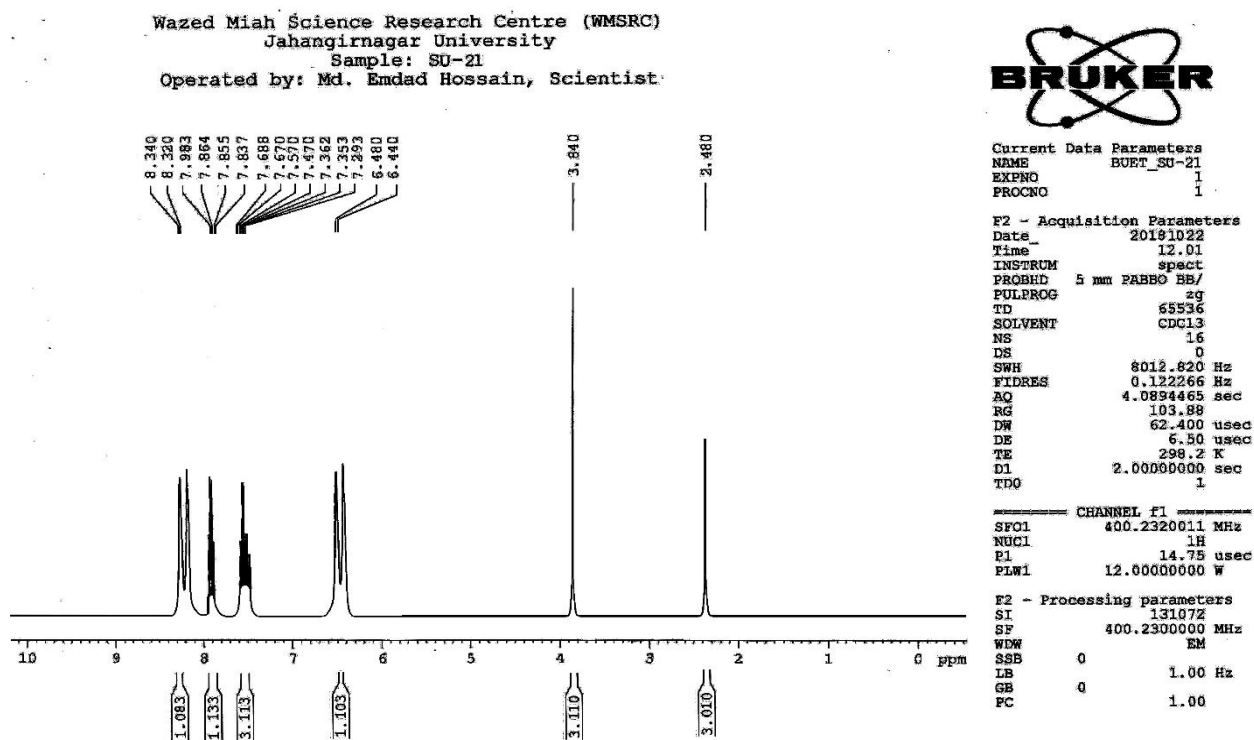
<sup>1</sup>H nmr of (E)-methyl 3-(4-methoxyphenyl)acrylate **18**

Figure S17

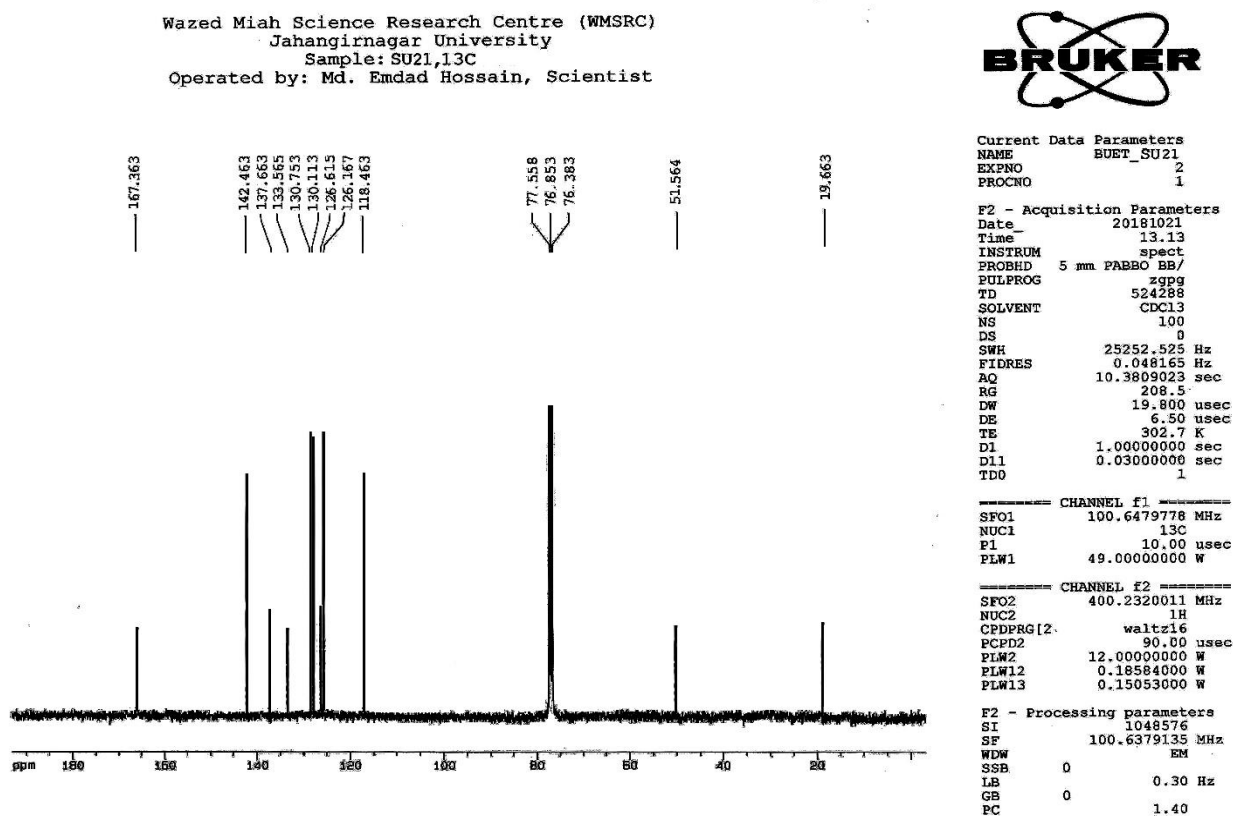
<sup>13</sup>C nmr of (E)-methyl 3-(4-methoxyphenyl)acrylate **18**

Figure S18

## REFERENCES

- [1] Nutt, M.O., Heck, K.N., Alvarez, P. and Wong, M.S., *Improved Pd-on-Au bimetallic nanoparticle catalysts for aqueous-phase trichloroethene hydrodechlorination*. Applied Catalysis B: Environmental, 2006. 69(1-2): p.115-125.
- [2] Chinchilla, R. and Nájera, C., *The Sonogashira reaction: a booming methodology in synthetic organic chemistry*. Chemical reviews, 2007. 107(3): p.874-922.
- [3] Shih, Z.Y., Wang, C.W., Xu, G. and Chang, H.T., *Porous palladium copper nanoparticles for the electrocatalytic oxidation of methanol in direct methanol fuel cells*. Journal of Materials Chemistry A, 2013. 1(15): p.4773-4778.
- [4] Myers, S.V., Frenkel, A.I. and Crooks, R.M., *X-ray absorption study of PdCu bimetallic alloy nanoparticles containing an average of ~64 atoms*. Chemistry of Materials, 2009. 21(20): p.4824-4829.
- [5] Sengupta, D., Saha, J., De, G. and Basu, B., *Pd/Cu bimetallic nanoparticles embedded in macroporous ion-exchange resins: an excellent heterogeneous catalyst for the Sonogashira reaction*. Journal of Materials Chemistry A, 2014. 2(11): p.3986-3992.
- [6] Forgione, P., Brochu, M.C., St-Onge, M., Thesen, K.H., Bailey, M.D. and Bilodeau, F., *Unexpected intermolecular Pd-catalyzed cross-coupling reaction employing heteroaromatic carboxylic acids as coupling partners*. Journal of the American Chemical Society, 2006. 128(35), pp.11350-11351.
- [7] Heshmatpour, F., Abazari, R. and Balalaie, S., *Preparation of monometallic (Pd, Ag) and bimetallic (Pd/Ag, Pd/Ni, Pd/Cu) nanoparticles via reversed micelles and their use in the Heck reaction*. Tetrahedron, 2012. 68(14): p.3001-3011.
- [8] Yamada, Y.M., Takeda, K., Takahashi, H. and Ikegami, S., *Assembled catalyst of palladium and non-cross-linked amphiphilic polymer ligand for the efficient heterogeneous Heck reaction*. Tetrahedron, 2004. 60(18): p.4097-4105.
- [9] Djakovitch, L. and Koehler, K., *Heck reaction catalyzed by Pd-modified zeolites*. Journal of the American Chemical Society, 2001. 123(25): p.5990-5999.
- [10] Gopidas, K.R., Whitesell, J.K. and Fox, M.A., *Synthesis, characterization, and catalytic applications of a palladium-nanoparticle-cored dendrimer*. Nano Letters, 2003. 3(12): p.1757-1760.
- [11] Hassine, A., Sebti, S., Solhy, A., Zahouily, M., Len, C., Hedhili, M.N. and Fihri, A., *Palladium supported on natural phosphate: Catalyst for Suzuki coupling reactions in water*. Applied Catalysis A: General, 2013. 450: p.13-18.
- [12] Karimi, B., Zamani, A. and Clark, J.H., *A bipyridyl palladium complex covalently anchored onto silica as an effective and recoverable interphase catalyst for the aerobic oxidation of alcohols*. Organometallics, 2005. 24(19): p.4695-4698.
- [13] Gruber, M., Chouzier, S., Koehler, K. and Djakovitch, L., *Palladium on activated carbon: a valuable heterogeneous catalyst for one-pot multi-step synthesis*. Applied Catalysis A: General, 2004. 265(2): p.161-169.
- [14] Chinchilla, R. and Nájera, C., *The Sonogashira reaction: a booming methodology in synthetic organic chemistry*. Chemical reviews, 2007. 107(3): p.874-922.
- [15] Doucet, H. and Hierso, J.C., *Palladium-based catalytic systems for the synthesis of conjugated enynes by Sonogashira reactions and related alkynylations*. Angewandte Chemie International Edition, 2007. 46(6): p.834-871.
- [16] Sonogashira, K., *Development of Pd-Cu catalyzed cross-coupling of terminal acetylenes with sp<sup>2</sup>-carbon halides*. Journal of organometallic chemistry, 2002. 653(1-2): p.46-49.
- [17] Zheng, Z., Li, H., Liu, T. and Cao, R., *Monodisperse noble metal nanoparticles stabilized in SBA-15: Synthesis, characterization and application in microwave-assisted Suzuki-Miyaura coupling reaction*. Journal of Catalysis, 2010. 270(2): p.268-274.
- [18] Wang, F., Li, C., Sun, L.D., Wu, H., Ming, T., Wang, J., Yu, J.C. and Yan, C.H., 2010. *Heteroepitaxial growth of high-index-faceted palladium nanoshells and their catalytic performance*. Journal of the American Chemical Society, 133(4), pp.1106-1111.
- [19] Heugebaert, T.S., De Corte, S., Sabbe, T., Hennebel, T., Verstraete, W., Boon, N. and Stevens, C.V., *Biodeposited Pd/Au bimetallic nanoparticles as novel Suzuki catalysts*. Tetrahedron Letters, 2012. 53(11): p.1410-1412.
- [20] Ji, Y., Liu, J., Liu, X., Yuen, M.M., Fu, X.Z., Yang, Y., Sun, R. and Wong, C.P., *3D porous Cu@Cu<sub>2</sub>O films supported Pd nanoparticles for glucose electrocatalytic oxidation*. Electrochimica Acta, 2017. 248: p.299-306.
- [21] Chung, J., Kim, J., Jang, Y., Byun, S., Hyeon, T. and Kim, B.M., *Heck and Sonogashira cross-coupling reactions using recyclable Pd-Fe<sub>3</sub>O<sub>4</sub> heterodimeric nanocrystal catalysts*. Tetrahedron Letters, 2013. 54(38): p.5192-5196.
- [22] Scott, R.W., Wilson, O.M., Oh, S.K., Kenik, E.A. and Crooks, R.M., *Bimetallic palladium-gold dendrimer-encapsulated catalysts*. Journal of the American Chemical Society, 2004. 126(47), p.15583-15591.
- [23] Peng, X., Pan, Q. and Rempel, G.L., *Bimetallic dendrimer-encapsulated nanoparticles as catalysts: a review of the research advances*. Chemical Society Reviews, 2008. 37(8): p.1619-1628.
- [24] Alper, J., *Rising chemical "stars" could play many roles: enormous polymers that grow from a tiny core might be used in drug delivery, filtering, catalysis-even artificial cells*. Science, 1991. 251(5001): p.1562-1565.
- [25] Twyman, L.J., King, A.S. and Martin, I.K., *Catalysis inside dendrimers*. Chemical Society Reviews, 2002. 31(2): p.69-82.
- [26] Chandler, B.D. and Gilbertson, J.D., *Dendrimer-encapsulated bimetallic nanoparticles: synthesis, characterization, and applications to homogeneous and heterogeneous catalysis*. In Dendrimer catalysis, 2006. (pp. 97-120). Springer, Berlin, Heidelberg.
- [27] Crooks, R.M., Lemon, B.I., Sun, L., Yeung, L.K. and Zhao, M., *Dendrimer-encapsulated metals and semiconductors: synthesis, characterization, and applications*. In Dendrimers III, 2001. (pp. 81-135). Springer, Berlin, Heidelberg.

- [28] Barbara, K. and Maria, B., *Review Dendrimers: properties and applications*. Acta biochimica polonica, 2001. 48(1): p.199-208.
- [29] Caminati, G., Turro, N.J. and Tomalia, D.A., *Photophysical investigation of starburst dendrimers and their interactions with anionic and cationic surfactants*. Journal of the American Chemical Society, 1990. 112(23): p.8515-8522.
- [30] Fischer, M. and Vögtle, F., *Dendrimers: from design to application—a progress report*. Angewandte Chemie International Edition, 1999. 38(7): p.884-905.
- [31] Wang, C., Zhu, G., Li, J., Cai, X., Wei, Y., Zhang, D. and Qiu, S., *Rigid nanoscopic containers for highly dispersed, stable metal and bimetal nanoparticles with both size and site control*. Chemistry—A European Journal, 2005. 11(17): p.4975-4982.
- [32] Endo, T., Kuno, T., Yoshimura, T. and Esumi, K., *Preparation and catalytic activity of Au–Pd, Au–Pt, and Pt–Pd binary metal dendrimer nanocomposites*. Journal of nanoscience and nanotechnology, 2005. 5(11): p.1875-1882.
- [33] Niu, Y., Sun, L. and Crooks, R.M., *Determination of the intrinsic proton binding constants for poly (amidoamine) dendrimers via potentiometric pH titration*. Macromolecules, 2003. 36(15): p.5725-5731.
- [34] Li, G. and Luo, Y., *Preparation and characterization of dendrimer-templated Ag–Cu bimetallic nanoclusters*. Inorganic chemistry, 2008. 47(1): p.360-364.
- [35] Scott, R.W., Datye, A.K. and Crooks, R.M., *Bimetallic palladium–platinum dendrimer-encapsulated catalysts*. Journal of the American Chemical Society, 2003. 125(13): p.3708-3709.
- [36] Bhandari, R., *Peptide template effects on the synthesis and reactivity of metal nanoparticle networks*. University of Miami. 2013.
- [37] Kassube, J.K. and Gade, L.H., 2006. *Stereoselective dendrimer catalysis*. In *Dendrimer Catalysis* (pp. 61-96). Springer, Berlin, Heidelberg.
- [38] Wang, H. and Rempel, G.L., *Bimetallic dendrimer-encapsulated nanoparticle catalysts*. Polymer Reviews, 2016. 56(3): p.486-511.
- [39] Adeem Ghaffar Rana, Waqar Ahmad, Ali Al-Matar, Reyad Shawabkeh & Zaheer Aslam *Synthesis and characterization of Cu–Zn/TiO<sub>2</sub> for the photocatalytic conversion of CO<sub>2</sub> to methane*, Environmental Technology, 2017. 38(9): p.1085-1092.
- [40] Zheng, J.N., He, L.L., Chen, F.Y., Wang, A.J., Xue, M.W. and Feng, J.J., *A facile general strategy for synthesis of palladium-based bimetallic alloyed nanodendrites with enhanced electrocatalytic performance for methanol and ethylene glycol oxidation*. Journal of Materials Chemistry A, 2014. 2(32): p.12899-12906.
- [41] Goulas, K. A., Sreekumar, S., Song, Y., Kharidehal, P., Gunbas, G., Dietrich, P. J., Gokhale, A. A., *Synergistic Effects in Bimetallic Palladium–Copper Catalysts Improve Selectivity in Oxygenate Coupling Reactions*, Journal of the American Chemical Society, 2016. 138: p. 6805-6812.
- [42] Allen, A. E., MacMillan, D. W. *Synergistic catalysis: a powerful synthetic strategy for new reaction development*, Chemical. Science. 2012, 3: p. 633-658.